



The Parent Handbook

© Copyright 2017

The contents of The Shumka School Parent Handbook are the property of the Ukrainian Shumka Dancers. This book may not be sold or reproduced in any form without written permission.

TABLE OF CONTENTS

Contact	3
About Us	4
Program	4
Outline 2017/18	5
Classes	9
Spring Ballet	19
Summer Camp	19
Junior Instructor	20
Communication	22
Calendar of Dates	22
Timetable	22
Website	23
App	23
Parent View	24
Report Cards	24
Dress	26
Uniform	27
Business Casual Wear	32
Dance Stores	33
Makeup	34
Costumes	35
SSD Logo-Wear	38
Performances	39
Performance Participation	40
Concerts	41
Festivals	42
Solos/Duets/Trios/Groups	44
Touring	45
Etiquette	47
Attendance/Punctuality	47
Conduct Policy	48
Performance Etiquette	48
Volunteering	49
Volunteer Opportunities	50
Dance-a-Thon	53
Fees	56
Refund Policy	56
Discounts & Other Fees	56
Financial Assistance	57
Ukrainian Shumka Dancers	58
Nutcracker	59

CONTACT...

PHONE: 780.455.9559 | **EMAIL:** june.eeles@shumka.com | **WEB:** www.shumka.com
EDMONTON ADDRESS: Shumka Dance Centre, 10515 111 Street NW, Edmonton, AB T5H 3E8
SHERWOOD PARK ADDRESS: Jean Vanier Catholic School, 109 Georgian Way, Sherwood Park, AB T8A 3K9

STAFF

<p>PETER EELES School Principal 780.455.9559 ext. 103 peter.eeles@shumka.com</p> <p>CONTACT PETER FOR: <i>Program questions</i> <i>Classroom inquires</i> <i>Teacher inquiries</i> <i>Class placements/auditions</i> <i>Scheduling</i> <i>Footwear and makeup</i> <i>Performances and concerts</i></p>	<p>JUNE EELES Programs / Outreach Coordinator 780.455.9559 ext. 101 june.eeles@shumka.com</p> <p>CONTACT JUNE FOR: <i>Class absences and lates</i> <i>School/camp registration inquiries</i> <i>All fee information and payments</i> <i>Studio bookings</i> <i>Concert ticket sales</i> <i>General questions</i></p>	<p>SHELBY MOSER School Wardrobe Director ssdcostumes@shumka.com</p> <p>CONTACT SHELBY FOR: <i>Costume scheduling inquires</i> <i>Student measurements</i> <i>Costume care inquires</i> <i>Lost or damaged costumes</i> <i>Rental contracts</i></p>
--	---	---

INSTRUCTORS

<p>Mrs. Shelley Borowski shelley.borowski@shaw.ca</p>	<p>Mrs. Tamsin Carreck tamsincarreck@hotmail.com</p>	<p>Miss Annikka Dobko annikkapurr@hotmail.com</p>
<p>Mr. Peter Eeles peter.eeles@shumka.com</p>	<p>Miss Alyssa Eugenio alyssa.eugenio@shumka.com</p>	<p>Mrs. Anna Kanevets anna.kanevets@gmail.com</p>
<p>Mr. Brenden Kuzma brenden.kuzma@gmail.com</p>	<p>Mrs. Kelsey Olijnyk kapstudios@gmail.com</p>	<p>Mr. Paul Olijnyk paul.olijnyk@shumka.com</p>
<p>Mrs. Tasha Orysiuk tasha.orysiuk@shumka.com</p>	<p>Mrs. Kathy Rachmistruk krachmistruk@shaw.ca</p>	<p>Mr. Murray Steele murraysteele@hotmail.com</p>
<p>Mr. Michael V. Sulyma m.sulyma@hotmail.com</p>	<p>Miss Laurelle Unger laurelle@ualberta.ca</p>	<p>Mr. Matthew Borys, Assistant fablecottage@mail.com</p>
<p>Mr. Jordan Gilbeau, Assistant jgilbeau@gmail.com</p>	<p>Miss Ariane Mendoza, Assistant sunhex1120@gmail.com</p>	<p>Miss Alyssa Saskiw, Assistant alyssa.saskiw@gmail.com</p>

PLACES

<p>Northern Alberta Jubilee Auditorium 11455 - 87 Ave, Edmonton, AB Winter Concert, Year End Show</p>	<p>Edmonton General Hospital 11111 Jasper Ave, Edmonton, AB General Hospital Performances</p>	<p>Grande Prairie Regional College 10726 106 Ave, Grande Prairie, AB Grande Prairie Dance Festival</p>
<p>Jeanne & Peter Lougheed Performing Arts Centre 4501 50 Street, Camrose, AB Camrose "Culture Fuze" Dance Festival</p>	<p>Lakeland College 5707 College Drive, Vermilion, AB Vermilion Dance Festival</p>	<p>Prairieland Park, Hall A 503 Ruth Street East, Saskatoon, SK Pavlychenko Folklorique Ensemble (PFE) Dance Showcase</p>

ABOUT US...



Established in 1989, Shumka School provides Ukrainian, Royal Academy of Dance (R.A.D.) Ballet, Contemporary Dance, and Shumka-style training to students from three years of age and up. Offering Canada's only Ukrainian dance curriculum, dancers move through progressive levels of training, choreography and performance opportunities under high-level instruction. Its popular Junior Instructor Program also trains future faculty. Shumka School of Dance is a warm and welcoming place to learn the art and skill of Ukrainian dance. Students showcase work in two annual recitals at the Northern Alberta Jubilee Auditorium and dance festivals around the provinces. Performing for the public introduces young people to the world of theatre production and helps build teamwork and self-confidence. The primary goal of Shumka School is to engage young people from all ethnic backgrounds in the performing arts. Whether a child's interest in dance is purely recreational or based on a desire to reach a professional level, Shumka School gives students a strong foundation upon which to build skills. The School promotes active and healthy life styles and often serves as a career development tool for dance teachers and choreographers. The programming is based on Shumka's Syllabus for Ukrainian Dance, which provides a structured, incremental curriculum for the learning of Ukrainian dance much like the Royal Academy of Dance Syllabus does for ballet.

VISION: We aspire to be a leading performing arts school, recognized for our commitment to creating and presenting Ukrainian dance that is traditionally accurate, superbly entertaining, and recognizably Shumka.

MISSION: Shumka School of Dance exists to nurture well-rounded, ballet-trained Ukrainian dancers with high levels of performance. We offer a curriculum-based program centered around providing opportunities for children, youth, and young adults to grow and discover themselves.

PROGRAM...

OVERVIEW

- ◆ Planned progressive program takes students from School to performing company.
- ◆ Programming for ages 3+.
- ◆ Royal Academy of Dance (R.A.D.) ballet training and examination program.
- ◆ Canada's only Ukrainian dance curriculum.
- ◆ The popular Junior Instructor program.
- ◆ Highest quality team of Ukrainian dance instructors outside of Ukraine.
- ◆ Intensive Division led by Mrs. Anna Kanevets.
- ◆ Class variety (Ukrainian, R.A.D. Ballet, Contemporary Dance, Tricks & Ukrainian Technique, Shumka Repertoire).
- ◆ Many performing opportunities, including two performances per season at the Northern Alberta Jubilee Auditorium.
- ◆ Opportunities to participate in Shumka productions.
- ◆ Breathtaking dance choreographies.

CORE PROGRAM

Starting at age six (Grade 1), the Core Program combines SSD's finest offerings in the areas of dance instruction, training, choreography, performance, and value, in a positive and encouraging learning environment. The aim is to ensure the success of each individual dancer throughout his or her dance education. Class placement decisions consider many factors, including age, technique, current ability, commitment, and attitude, and have, as the primary focus, the goal of allowing each dancer to advance at his or her own pace. This approach provides a level of training appropriate for each dancer, which contributes greatly to the long-term success of the dancer. Students in the Core Program are required to enroll in the Core Ukrainian Shumka Syllabus class only. It is recommended that students also enroll in a Royal Academy of Dance (R.A.D.) Ballet class, but this is not a requirement for the Core Program. All students in Core Ukrainian classes train utilizing Shumka's Syllabus for Ukrainian Dance, a training program created by Mr.

Douglas Rachinski with ballet compliment provided by Mrs. Tasha Orysiuk. Dancers will also learn a minimum of one full-length Ukrainian dance choreography. The addition of a second choreography typically begins in Grade 5. Both parts combined (training and choreography) is the general structure of a Core Ukrainian class. Starting at age three (Pre-Beginner), dancers are taught the skills necessary to establish a solid foundation for Ukrainian dance. Everything learned in KinderDance prepares students for the Core Program beginning at age six (Grade 1). Acceptance for new KinderDance students is determined by age: Pre-Beginner students are ages three and four, and Beginner students are age five. The syllabus for KinderDance was created for Shumka School by Mrs. Tasha Orysiuk, with revisions completed by Mrs. Tasha Orysiuk and Mr. Peter Eeles.

INTENSIVE DIVISION

Beginning at approximately age eight, the Intensive Division is supplementary to the Core Program, offering significantly increased choreography, training, and performance opportunities for dancers who desire a more in-depth level of exposure to the art form. Each year, to participate in the Intensive Division, dancers must pass an annual audition. Auditions are typically held in May (Spring audition option) and August (Fall audition option). The Intensive Division is supplemental to the Core Program, meaning an Intensive Division dancer still partakes in the Core Program. Students in the Intensive Division are required to enroll in the main Intensive Division choreography class, one R.A.D. Ballet class, and another class of the dancers' choice. This third-class option can be another R.A.D. Ballet class, Contemporary Dance class, or Tricks & Ukrainian Technique class. In addition to these three classes, students in the Advanced Intensive Division are also required to enroll in the Shumka Repertoire class.

OUTLINE 2017/18

SHUMKA SYLLABUS CORE UKRAINIAN (S.D.S.A.)	Length (hours)	Age (minimum)	Class Schedule 2017/18 (SP= Sherwood Park location)
PRE-BEGINNER <ul style="list-style-type: none"> ◆ High-quality dance instruction (29 classes) ◆ Shumka's Pre-Beginner Syllabus (up to 22 techniques) ◆ Choreography (1) ◆ Performances at the Jubilee Auditorium (2) ◆ Ukrainian hat/headpiece rental (1) 	0.75	3-4	[M 4:45 – 5:30] [SP W 4:35 – 5:20]
BEGINNER <ul style="list-style-type: none"> ◆ High-quality dance instruction (29 classes) ◆ Shumka's Beginner Syllabus (up to 23 techniques) ◆ Choreography (1) ◆ Performances at the Jubilee Auditorium (2) ◆ Ukrainian dance costume rental (1) 	0.75	5	[M 4:45 – 5:30] [SP W 4:35 – 5:20]
GRADE 1 DIPLOMA S.D.S.A. <ul style="list-style-type: none"> ◆ High-quality dance instruction (29 classes) ◆ Shumka's Syllabus Grade 1 Diploma (minimum 9 exercises) ◆ Choreography (1) ◆ Performances at the Jubilee Auditorium (2) ◆ Dance festival (1) ◆ Ukrainian dance costume rental (1) 	1.0	6	[M 5:30 – 6:30] [SP W 5:20 – 6:20]
GRADE 2 CERTIFICATE S.D.S.A. <ul style="list-style-type: none"> ◆ High-quality dance instruction (29 classes) ◆ Shumka's Syllabus Grade 2 Certificate (minimum 7 exercises) ◆ Choreography (1) ◆ Performances at the Jubilee Auditorium (2) ◆ Dance festival (1) ◆ Ukrainian dance costume rental (1) 	1.25	7	[TU 4:45 – 6:00] [SP THR 4:30 – 5:45]
GRADE 2 DIPLOMA S.D.S.A. <ul style="list-style-type: none"> ◆ High-quality dance instruction (29 classes) ◆ Shumka's Syllabus Grade 2 Diploma (minimum 9 exercises) ◆ Choreography (1) ◆ Performances at the Jubilee Auditorium (2) ◆ Dance festival (1) ◆ Ukrainian dance costume rental (1) 	1.25	8	[TU 4:45 – 6:00] [SP THR 5:45 – 7:00]

GRADE 3 S.D.S.A. ♦ High-quality dance instruction (29 classes) ♦ Shumka's Syllabus Grade 3 Certificate (minimum 9 exercises) ♦ Choreography (1) ♦ Performances at the Jubilee Auditorium (2) ♦ Dance festival (1) ♦ Ukrainian dance costume rental (1)	1.5	9	[TU 6:00 – 7:30]
GRADE 4 S.D.S.A. ♦ High-quality dance instruction (29 classes) ♦ Shumka's Syllabus Grade 4 Certificate (minimum 9 exercises) ♦ Choreography (1) ♦ Performances at the Jubilee Auditorium (2) ♦ Dance festivals (2) ♦ Ukrainian dance costume rental (1)	1.5	10	[TU 6:00 – 7:30] [SP THR 7:00 – 8:30]
GRADE 5 S.D.S.A. ♦ High-quality dance instruction (29 classes) ♦ Shumka's Syllabus Grade 5 Certificate (minimum 10 exercises) ♦ Choreography (2) ♦ Performances at the Jubilee Auditorium (2) ♦ Dance festivals (2) ♦ Ukrainian dance costume rental (2)	2.0	11	[TU 5:00 – 7:00]
GRADE 6 S.D.S.A. ♦ High-quality dance instruction (29 classes) ♦ Shumka's Syllabus Grade 6 Certificate (minimum 13 exercises) ♦ Choreography (2) ♦ Performances at the Jubilee Auditorium (2) ♦ Dance festivals (2) ♦ Ukrainian dance costume rental (2)	2.0	12	[TU 7:00 – 9:00]
GRADE 7 S.D.S.A. ♦ High-quality dance instruction (29 classes) ♦ Shumka's Syllabus Grade 7 Certificate (minimum 11 exercises) ♦ Choreography (2) ♦ Performances at the Jubilee Auditorium (2) ♦ Dance festivals (2)	2.25	12-13	[TU 7:00 – 9:15]
GRADE 8 S.D.S.A. ♦ High-quality dance instruction (29 classes) ♦ Shumka's Syllabus Grade 8 Certificate (minimum 11 exercises) ♦ Choreography (2) ♦ Performances at the Jubilee Auditorium (2) ♦ Dance festivals (4) ♦ Ukrainian dance costume rental (2)	2.5	13-14	[M 5:30 – 8:00]
GRADE 9 S.D.S.A. ♦ High-quality dance instruction (29 classes) ♦ Shumka's Syllabus Grade 9 Certificate (minimum 11 exercises) ♦ Choreography (2) ♦ Performances at the Jubilee Auditorium (2) ♦ Dance festivals (4) ♦ Ukrainian dance costume rental (2)	2.5	15-16	[TU 7:30 – 10:00]
ROYAL ACADEMY OF DANCE BALLET (R.A.D.)	Length (hours)	Age (minimum)	Class Schedule 2017/18
PRIMARY R.A.D. ♦ High-quality registered R.A.D. dance instruction (29 classes) ♦ Internationally recognized ballet program ♦ Primary R.A.D. Ballet preparation exercises ♦ Primary R.A.D. Ballet Syllabus exercises	1.0	6	[TU 6:00 – 7:00]

GRADE 1 R.A.D. ♦ High-quality registered R.A.D. dance instruction (29 classes) ♦ Internationally recognized ballet program ♦ Grade 1 R.A.D. Ballet preparation exercises ♦ Grade 1 R.A.D. Ballet Syllabus exercises	1.0	7-10	[TU 5:00 – 6:00]
GRADE 2 R.A.D. ♦ High-quality registered R.A.D. dance instruction (29 classes) ♦ Internationally recognized ballet program ♦ Grade 2 R.A.D. Ballet preparation exercises ♦ Grade 2 R.A.D. Ballet Syllabus exercises	1.25	7-10	[SAT 8:30 – 9:45]
GRADE 3 R.A.D. ♦ High-quality registered R.A.D. dance instruction (29 classes) ♦ Internationally recognized ballet program ♦ Grade 3 R.A.D. Ballet preparation exercises ♦ Grade 3 R.A.D. Ballet Syllabus exercises	1.25	7-10	[SAT 11:30 – 12:45] [TU 7:30 – 8:45]
GRADE 4 R.A.D. ♦ High-quality registered R.A.D. dance instruction (29 classes) ♦ Internationally recognized ballet program ♦ Grade 4 R.A.D. Ballet preparation exercises ♦ Grade 4 R.A.D. Ballet Syllabus exercises	2.0	7-10	[SAT 12:45 – 2:45]
GRADE 6 R.A.D. ♦ High-quality registered R.A.D. dance instruction (29 classes) ♦ Internationally recognized ballet program ♦ Grade 6 R.A.D. Ballet preparation exercises ♦ Grade 6 R.A.D. Ballet Syllabus exercises	1.5	11	[SAT 9:45 – 11:15] [W 5:45 – 7:15]
INTERMEDIATE R.A.D. ♦ High-quality registered R.A.D. dance instruction (29 classes) ♦ Internationally recognized ballet program ♦ Intermediate R.A.D. Ballet preparation exercises ♦ Intermediate R.A.D. Ballet Syllabus exercises	1.5/2.0	12	[SAT 3:15 – 4:45] [W 7:45 – 9:45]
ADVANCED FOUNDATION R.A.D. ♦ High-quality registered R.A.D. dance instruction (29 classes) ♦ Internationally recognized ballet program ♦ Advanced Foundation R.A.D. Ballet preparation exercises ♦ Advanced Foundation R.A.D. Ballet Syllabus exercises	1.25	13	[W 4:30 – 5:45]
POINTE R.A.D. ♦ High-quality registered R.A.D. dance instruction (29 classes) ♦ Internationally recognized ballet program ♦ Intermediate Foundation R.A.D. Ballet preparation pointe exercises ♦ Intermediate Foundation R.A.D. Ballet Syllabus pointe exercises	0.5	11	[W 7:15 – 7:45]
INTERMEDIATE POINTE R.A.D. ♦ High-quality registered R.A.D. dance instruction (29 classes) ♦ Internationally recognized ballet program ♦ Intermediate R.A.D. Ballet preparation pointe exercises ♦ Intermediate R.A.D. Ballet Syllabus pointe exercises	0.75	12	[SAT 4:45 – 5:30]
ADVANCED FOUNDATION POINTE R.A.D. ♦ High-quality registered R.A.D. dance instruction (29 classes) ♦ Internationally recognized ballet program ♦ Advanced Foundation R.A.D. Ballet preparation pointe exercises ♦ Advanced Foundation R.A.D. Ballet Syllabus pointe exercises ♦ Advanced Foundation R.A.D. Ballet Syllabus variation exercises	1.25	13	[M 6:30 – 7:30]
INTENSIVE DIVISION (I.D.)	Length (hours)	Age (minimum)	Class Schedule 2017/18
JUNIOR I.D. ♦ High-quality dance instruction (29 classes) ♦ Choreography (minimum of 1)	1.0	8-9	[SAT 11:15 – 12:15]

<ul style="list-style-type: none"> ◆ Performances at the Jubilee Auditorium (2) ◆ Additional performances (minimum of 2) ◆ Dance festivals (2) ◆ Ukrainian dance costume rental (1) 			
INTERMEDIATE 1 I.D.	1.5	9-11	[SAT 9:45 – 11:15]
<ul style="list-style-type: none"> ◆ High-quality dance instruction (29 classes) ◆ Choreography (2) ◆ Performances at the Jubilee Auditorium (2) ◆ Additional performances (minimum of 2) ◆ Dance festivals (2) ◆ Ukrainian dance costume rental (2) 			
INTERMEDIATE 2 I.D.	1.5	11-13	[SAT 3:00 – 4:30]
<ul style="list-style-type: none"> ◆ High-quality dance instruction (29 classes) ◆ Choreography (2) ◆ Performances at the Jubilee Auditorium (2) ◆ Additional performances (minimum of 2) ◆ Dance festivals (2) ◆ Ukrainian dance costume rental (2) 			
ADVANCED I.D.	2.0	14 +	[SAT 1:00 – 3:00]
<ul style="list-style-type: none"> ◆ High-quality dance instruction (29 classes) ◆ Choreography (5) ◆ Performances at the Jubilee Auditorium (2) ◆ Additional performances (minimum of 3) ◆ Dance festivals (4, including 2 group overnight bus trips) ◆ Ukrainian dance costume rentals 			
ADVANCED I.D. SHUMKA REPEROTIRE	1.5	14 +	[SAT 11:15 – 12:45]
<ul style="list-style-type: none"> ◆ High-quality instruction from Shumka company dancers (29 classes) ◆ Shumka style specific training ◆ Ukrainian Shumka Dancers repertoire choreography (3) 			
CONTEMPORARY DANCE	Length <small>(hours)</small>	Age <small>(minimum)</small>	Class Schedule 2017/18
INTERMEDIATE	1.5	10-13	[F 5:30 – 7:00]
<ul style="list-style-type: none"> ◆ High-quality dance instruction (29 classes) ◆ Contemporary genre style training ◆ Flexibility ◆ Improvisation ◆ Exploring movement through music 			
ADVANCED	2.0	14 +	[F 7:00 – 9:00]
<ul style="list-style-type: none"> ◆ High-quality dance instruction (29 classes) ◆ Contemporary genre style training ◆ Choreography (3) ◆ Performances at the Jubilee Auditorium (2) ◆ Exploring movement through music ◆ Dance festivals (4) ◆ Dance costume rentals (minimum 1) 			
TRICKS & UKRAINIAN TECHNIQUE	Length <small>(hours)</small>	Age <small>(minimum)</small>	Class Schedule 2017/18
INTERMEDIATE GIRLS / BOYS	1.0	10-13	[F 7:00 – 8:00]
<ul style="list-style-type: none"> ◆ High quality dance instruction (29 classes) ◆ Ukrainian technique and strength training ◆ Tricks selection, technique, and safety 			
ADVANCED GIRLS / BOYS	1.25	14 +	[F 5:45 – 7:00]
<ul style="list-style-type: none"> ◆ High quality dance instruction (29 classes) ◆ Ukrainian technique and strength training ◆ Tricks selection, technique, and safety ◆ Opportunities to apply tricks training in various Hopak's 			

CLASSES

PLACEMENTS & REGISTRATIONS

At the end of a dance season, each dancer will receive a **class placement guide sheet** (shown on the right) that parents will use to register for classes in the upcoming dance season. The information on the guide sheet includes:

- ◆ All possible classes the named dancer can enroll in.
- ◆ Day, time, and instructor noted for each class.


A parent uses the information on this guide sheet to register online for the upcoming dance season at shumka.com. Typically, a registration incentive can be expected, where if families register by a certain date, they are not required to pay the per dancer registration fee. Having an idea of enrollment in each class prior to the start of the year allows SSD to better plan the dance season for families. It is important to note that the information on the class placement guide sheet (day, time, instructor, classes) is subject to changes.

The aim is to ensure the success of each individual dancer throughout his or her dance education. **Placement decisions** consider many factors, including age, technique, current ability, commitment, and attitude, and have, as the primary focus, the goal of allowing each dancer to advance at his or her own pace. This approach provides a level of training appropriate for each dancer, which contributes greatly to the long-term success of the dancer. Accordingly, class placements may be altered in the first two to three weeks of the dance season. The current year instructor(s) and the School Principal make these placement decisions jointly.

CLASS SIZES

Training in dance means building comprehension and proficiency in lexicon (the steps), syllabus exercises, and proper and safe execution of grade level technique, including posture, body alignment, arm positions, foot usage, turn out, spotting, flexibility, coordination, gender specific lexicon, strength, and musicality. Training provides the dancer with what is needed to learn the dance choreographies and succeed as a dancer. To accommodate the individuality of all dancers, training classes are smaller in size.

Choreography is a collection of the class level appropriate lexicon, as well as any additional required lexicon, all brought together beautifully in a three to five-minute dance. Choreographies with larger numbers of students have more potential to look and feel stunning because of the plethora of formational goodies that can be done with larger numbers of dancers. This is not to say that choreographies with small numbers cannot feel as stunning. Also, people at dance festivals and in the community typically remember the larger groups. A major goal of the Intensive Division is to prepare the dancers for the large 40+ member pre-professional and professional dance ensembles. Finding a path through the dynamics of larger groups can be challenging at first, but only serves to better prepare the dancer for these types of larger groups in the future.



STUDENT 2017/18 CLASS PLACEMENT GUIDE SHEET

DEAR SHUMKA SCHOOL FAMILY:

Your child has been recommended for placement in the following classes for the 2017/18 dance season at Shumka School of Dance. You should receive one class placement guide sheet per child registered. *The goal of this guide sheet is to communicate ALL the possible classes that the named dancer can register in for the 2017/18 dance season.*

At Shumka School of Dance, our aim is to ensure the success of each individual dancer throughout his or her dance education. Placement decisions take into account many factors, including age, technique, current ability, commitment, and attitude, and have, as their primary focus, the goal of allowing each dancer to advance at his or her own pace. This approach provides a level of training appropriate for each dancer, which contributes greatly to the long-term success of the dancer.

Accordingly, class placements may be altered in the first two weeks of the dance season. Your current year instructor(s) and the School Principal make these placement decisions jointly. Please note that classes are subject to change, pending minimum class enrollment. If you have any questions, please contact the School Principal, Peter Feles (peter.feles@shumka.com). **Please also review the included 2017/18 School Calendar. Use the information on this guide sheet to register for 2017/18 classes online at: <https://www.shumka.com/school-of-dance/school-registration/>**

DANCER NAME	<input type="text"/>
Core Ukrainian	<input type="text"/>
R.A.D. Ballet Class 1	<input type="text"/>
R.A.D. Ballet Class 2	<input type="text"/>
R.A.D. Ballet Class 3	<input type="text"/>
<i>All R.A.D. Ballet classes are instructed by the Shumka School Ballet Mistress, Mrs. Tamsin Carreck.</i>	
Intensive Division Auditioned Class	<input type="text"/>
<i>This indicates the result of your Intensive Division audition from May 12, 2017. All students enrolled in the Intensive Division must also be enrolled in at least one ballet class.</i>	
Contemporary Dance Optional Class	<input type="text"/>
Tricks & Technique Optional Class	<input type="text"/>

EARLY BIRD REGISTRATION EXTENDED
SUNDAY, JUNE 11, 2017: Register online by this date and save the \$35/dancer registration fee! Additional classes can be registered in closer to the School year if needed. **Tuition payments are not due until beginning of October.**

Shumka School of Dance offers **six categories** of dance classes, all of which complement the overall development of the Ukrainian dancer:

CORE UKRAINIAN S.D.S.A.	ROYAL ACADEMY OF DANCE BALLET (R.A.D.)	CONTEMPORARY DANCE
INTENSIVE DIVISION (I.D.)	TRICKS & UKRAINIAN TECHNIQUE	SHUMKA REPERTOIRE

CORE UKRAINIAN (ages 6 +)

Core Ukrainian classes are structured as follows:

1. Ukrainian dance training component utilizing **Shumka’s Syllabus for Ukrainian Dance;**
2. Ukrainian regional **choreography** component.

SHUMKA’S SYLLABUS FOR UKRAINIAN DANCE

Since 1994, the Ukrainian Shumka Dancers and Shumka Dance Syllabus Academy have placed a high priority on the development and implementation of the Shumka Syllabus for Ukrainian Dance, to ensure proper skill training for generations to come. Shumka School is proud to offer a curriculum-based Ukrainian dance program through the Shumka Syllabus for Ukrainian Dance.

The Syllabus for Ukrainian Dance is a training program created for dancers ages six and over, developed by Mr. Douglas Rachinski with ballet compliment provided by Tasha Orysiuk. Shumka's Syllabus is intended to enhance the technical execution of Ukrainian dance; contribute to its enjoyment; and promote its continued vision for future generations of Ukrainian dancers, teachers, and enthusiasts. It is a fully researched and developed curriculum program that ensures correct advancement of dance skill and technique, and enhances the dance training process by:

- ◆ Offering consistency in training.
- ◆ Providing logical progression from one level to the next.
- ◆ Standardizing the use of terminology.
- ◆ Standardizing the style and technique of steps and exercises.

Throughout the year, dancers follow a pre-determined course of study, including set exercises at the barre, from the corner, and in the centre. These exercises are set to custom-orchestrated music. They complement the learning process and contribute to the overall long-term development of the dancer. Every new exercise and skill learned is like a fresh piece in a puzzle. When the puzzle is complete, a dancer should have the technical skills to work at a high dance level. In this manner, the Syllabus ensure proper growth and critical skill development while providing students with a solid foundation of skills and knowledge.

CURRICULUM OUTLINE

The **set exercises** are the core of the Syllabus. They are a listing of exercises for each grade in an order suggested for dancer safety and class effectiveness, based on the format of a typical dance class. Although certain steps or exercises could be introduced in different order, the program design provides the student with an appropriate sequence of exercises on an appropriate annual timeline. It is the prerogative of the instructor to alter format, re-order exercises or utilize choreography apart from that offered via the video/written resource to best suit his/her needs or unique class situation. The syllabus is designed to offer as many as 26 set exercises at any one grade level. To reduce the load for a typical dancer training one to two times per week and learning choreography apart from Syllabus, set exercises have been divided into **‘Certificate’ and ‘Diploma’ variations**. Certificate exercises are entry grade level exercises, and diploma exercises are progressed grade level exercises. Although there is some overlap between certificate and diploma exercises (in such case the certificate variation is either a shorter or simpler variation), this division allows the instructor additional flexibility as to the course and pace of instruction, and the student to study a given grade level for more than one year. Typically, students will participate in one diploma variation of a Grade per Tier (example, Grade 1, Grade 2, Grade 2 Diploma, and Grade 3).

Below is an example visualizing **the differences between the Certificate and Diploma variations**, for Grade 1.

GRADE	CERTIFICATE (C) Variation	DIPLOMA (D) Variation
1	<p>PLIÉS and RISES</p> <ul style="list-style-type: none"> ◆ Plie: demi in parallel 1st ◆ Plie: grande in parallel 1st ◆ Rise: parallel 1st <p>TENDUS</p> <ul style="list-style-type: none"> ◆ Character tendu: devant from parallel 1st ◆ Character tendu: a la seconde from 1st <p>PORT DE BRAS (Female)</p> <ul style="list-style-type: none"> ◆ Arms: bras bas ◆ Arms: classical 1st ◆ Arms: classical 2nd ◆ Arms: poias ◆ Arms: character 1st ◆ Arms: character 2nd <p>POKHID SKLADNYI</p> <ul style="list-style-type: none"> ◆ Pokhid skladnyi ◆ Pleskannia <p>VYKHILIASNYK</p> <ul style="list-style-type: none"> ◆ Vykhiliasnyk ◆ Vykhiliasnyk skladnyi <p>HUSACHOK (Male)</p> <ul style="list-style-type: none"> ◆ Husachok ◆ Arms: Navkhrest ◆ Miachyk into 2nd 	<p>PLIÉS and RISES</p> <ul style="list-style-type: none"> ◆ Plie: demi in parallel 1st ◆ Plie: grande in parallel 1st ◆ Plie: demi in 1st ◆ Rise: parallel 1st ◆ Rise: 1st <p>TENDUS</p> <ul style="list-style-type: none"> ◆ Character tendu: devant from parallel 1st ◆ Character tendu: a la seconde from 1st ◆ Retiré: from parallel 1st <p>PORT DE BRAS (Male)</p> <ul style="list-style-type: none"> ◆ Arms: bras bas ◆ Arms: classical 1st ◆ Arms: classical 2nd ◆ Arms: poias ◆ Arms: character 1st ◆ Arms: character 2nd <p>SAUTÉS and PIDZHATI</p> <ul style="list-style-type: none"> ◆ Sauté: parallel 1st ◆ Pidzhati: nohy na zad (F) ◆ Pidzhati: nohy v pered (M) <p>SPOTTING EXERCISE (Female)</p> <ul style="list-style-type: none"> ◆ Spotting (right): ¼ turns ◆ Spotting (left): ¼ turns ◆ Prytup: podviynyi, potriynyi ◆ Pokhid skladnyi <p>MIACHYK (Male)</p> <ul style="list-style-type: none"> ◆ Miachyk (parallel 1st to upright): 1st ◆ Miachyk (parallel 1st to upright): 2nd ◆ Pohoiduvannia: upright to upright <p>DORIZHKA (Female)</p> <ul style="list-style-type: none"> ◆ Dorizhka: v pered, na bik, na zad ◆ Prytup: podviynyi <p>GALLOP</p> <ul style="list-style-type: none"> ◆ Gallop: en avant ◆ Zakidnyi bih <p>KABLUCHKY and PIDSICHKA (Male)</p> <ul style="list-style-type: none"> ◆ Pidsichka: ½ time ◆ Pidsichka: full time (5) ◆ Kabluchka ◆ Vypad

Below is the complete listing of set exercises for each grade in the Shumka Syllabus for Ukrainian Dance:

GRADE & TIER	<u>CERTIFICATE</u> Variation Exercises C	<u>DIPLOMA</u> Variation Exercises D
1 (Tier 1)	<p>PLIÉS and RISES TENDUS PORTS DE BRAS (F) POKHID SKLADNYI VYKHILIASNYK HUSACHOK (M)</p>	<p>PLIÉS and RISES TENDUS PORTS DE BRAS (M) SAUTÉS and PIDZHATI SPOTTING EXERCISE (F) MIACHYK (M) DORIZHKA (F) GALLOP KABLUCHKY and PIDSICHKA (M)</p>

<p>2 (Tier 1)</p>	<p>PLIÉS and RISES TENDUS and RETIRÉS DÉGAGÉS, LIFT and SAUTÉS PORTS DE BRAS SPOTTING EXERCISE (F) UHYNANNIA and VYPAD MIACHYK and POHOIDUVANNIA (M)</p>	<p>PLIÉS and RISES TENDUS and RETIRÉS SPOTTING EXERCISE SPRING POINTS and PIDZHATI MEREZHKA (F) BOKOVYI KROK and SHVYDKY MISTOCHOK and RAK (M) HOLUBCHYK KOLESO (M)</p>
<p>3 (Tier 1)</p>	<p>PLIÉS DÉGAGÉS, LIFT and RETIRÉS RELEVÉS and SAUTÉS PORTS DE BRAS SPOTTING EXERCISE (F) PRYSIADKA (M) VIDRYVANNIA and SPRING POINTS (F) PLETENNIA RAK (M)</p>	<p>PLIÉS TENDUS VIDRYVANNIA and SPRING POINTS (M) KRUSHALTSE POHARENKA and DRIBONKY SPOTTING EXERCISE POKHID SKLADNYI ARKAN</p>
<p>4 (Tier 2)</p>	<p>PLIÉS CHARACTER TENDUS RONDS DE JAMBE and GRANDS BATTEMENTS MIXED PORTS DE BRAS ÉCHAPPÉS SAUTÉS KRUSHALTSE and DRIBONKY (F) CHAÎNÉS CHOVHANETS' PRYSIADKA and BOCHKA (M)</p>	<p>PLIÉS TENDUS and GLISSÉS ÉCHAPPÉS RELEVÉS and PETITS JETÉS FEMALE PORTS DE BRAS (F) SPOTTING EXERCISE KRUSHALTSE and DRIBONKY (M) VALSE POHARENKA ARKAN HOLUBCHYK</p>
<p>5 (Tier 2)</p>	<p>PLIÉS CHARACTER TENDUS DÉVELOPPÉS RONDS DE JAMBE and GRANDS BATTEMENTS PLETENNIA (F) SAUTÉS CHAÎNÉS and BIH Z OBERTOM POLKA and MOLOTOCHYK TYNOK and CHASSÉS TOURS MIACHYK and KOLESO (M)</p>	<p>PLIÉS TENDUS and GLISSÉS DÉVELOPPÉS ADAGE PLETENNIA BALANCÉS PERETUP and PIDZHATI OBERT U PARI POKHID SKLADNYI and PIDBYVKA PIVSHCHUPAK (M)</p>
<p>6 (Tier 2)</p>	<p>PERESTUPANNIA and PLIÉS TENDUS and GLISSÉS RONDS DE JAMBE and GRANDS BATTEMENTS PREPARATION FOR OBERTAS (F) PEREKIDNI (M) ADAGE (F) MIACHYK (M) CHAÎNÉS and MLYNTSI ZAKIDNYI BIH PLETENNIA PRYPADANNIA / RAK RAKHOVETSKYI KHID and PIDZHATI (F) PIVSHCHUPAK (M)</p>	<p>PERESTUPANNIA and PLIÉS CHARACTER RONDS DE JAMBE FRAPPÉS and POSÉS RETIRÉS (F) POVZUNETS' (M) ADAGE (M) SAUTÉS PLIÉS IN THE CENTRE PAS DE BOURRÉES and SAUTÉS (F) RAKHOVETSKYI KHID and PIDZHATI (M) VALSE and TEMPS LEVÉ PLETENNIA (F) PIDSKOK / CHARACTER PIROUETTES OBERTAS (F) TOURCHYKY (M)</p>
<p>7 (Tier 3)</p>	<p>PLIÉS RONDS DE JAMBE GRANDS BATTEMENTS and DÉVELOPPÉS TENDUS and GLISSÉS ADAGE (F) DIDO KHID and PIDZHATI PRYSIADKA (M) CHAÎNÉS (F) POVZUNETS' and ZAKLADKA (M) PIDKIVKA (F) PISTOLETTES and OREL (M)</p>	<p>TENDUS FRAPPÉS and FONDUS PLIÉS IN THE CENTRE TENDUS and GLISSÉS ADAGE ASSEMBLÉS and PIROUETTES (F) PERESTUPANNIA and TYNOK CHAÎNÉS ZISKOK Z OBERTOM / MIACHYK POVZUNETS' (M) NOZHYTSI (M)</p>

8 (Tier 3)	PLIÉS and TENDUS PLETENNIA FONDUS CHARACTER DÉVELOPPÉS and GRAND BATTEMENTS TENDUS and PLIÉS PERETUP (F) KROK BEREZNIANKA BALANCÉS and CHAÎNÉS / HOLUBETS' PISTOLETTES and ROZNIZHKA (M) MLYNTSI (F) PRYSIADKA and PEREKIDNI (M)	PLIÉS and TENDUS CHARACTER RONDS DE JAMBE CHARACTER DÉVELOPPÉS and GRAND BATTEMENTS RONDS DE JAMBE and DÉVELOPPÉS GLISSADES and CHANGEMENTS PIROUETTES (F) PERETUP (M) POLKA and LIFT VERETENO (F) PIDKIVKA and OBERTAS / RAK KOZA (M)
9 (Tier 3)	PLIÉS TENDUS and GLISSADES BALLOTTÉS and CHARACTER TENDUS CHARACTER COUPÉS FONDUS and RONDS DE JAMBE EN L'AIR (F) PIROUETTES CHAÎNÉS (F) JETÉS DE CÔTÉ and CHANGEMENTS MLYNTSI / TOURS EN L'AIR VERETENO / HOLUBETS' KILTSE and SHCHUPAK (M)	PLIÉS CHARACTER RONDS DE JAMBE and PETITS BATTEMENTS FONDUS and RONDS DE JAMBE EN L'AIR RONDS DE JAMBE and GRANDS BATTEMENTS NOZHYTSI / POVZUNETS' GRAND BATTEMENTS and PLIÉS PIROUETTES DRIBONKY / PRYSIADKA PERESKOK PRYSIADKA and POVZUNETS' (M) GRAND JETÉS / CHORT VERETENO (F) MIACHYK (M)

STUDENT SYLLABUS EXAMINATIONS

Independent evaluations are offered annually. Syllabus exam recommendation information is distributed to families during the first week of April. Reference the School Calendar of Dates for the syllabus exam fee payment due date.

EXAM BENEFITS

Syllabus exams offer a structured, non-threatening third-party assessment of the dancer's progress and ability, along with encouragement for the mastered skills. Feedback includes specific areas that might still require improvement, along with strategies to improve in these areas.

Syllabus exams provide a central goal for dancers to work towards.

Syllabus exams build confidence and provide dancers with a sense of achievement.

Syllabus exams provide guidance for class placement.

Syllabus exams provide instructors with valuable feedback about the student's skills.

HOW DO DANCERS GET RECOMMENDED FOR A SYLLABUS EXAM?

Instructors are aware of each dancer's abilities and are therefore in the best position to advise the family if the dancer is prepared for the examination. To ensure a productive, positive exam experience, instructors recommend Core Program students they believe will be prepared to take the exam. Students in the Intensive Division are required to participate in a syllabus exam and will be automatically recommended. At the beginning of the dance season, it is the Principal who determines if the class will eventually examine in the Certificate or Diploma level. Students then spend the year learning the exercises in the selected certificate or diploma level. In March, it is the instructor who determines if each Core Program dancer will participate in an examination. At the beginning of April, families will receive a form indicating the syllabus examination recommendation. If recommended, the decision to participate for Core Program students is made by the family. Intensive Division students are required to participate in a Syllabus exam.

AUDIT EXAM

Students who are close to completing a grade level but are not recommended for an exam may be given the opportunity to audit an examination. The student auditing is critiqued in the same manner, but not offered a final grade. Example of an Audit Exam Offer: Young Mr. Peter is showing good progress in his barre work; however, he needs a bit more work on musicality, centre combinations and presentation. Although he is progressing, it would not be to his benefit for Mr. Peter to participate in a graded exam this year. Instead, Mr. Peter will be offered the chance to audit the exam, where he is critiqued in the same manner, but not offered a final grade. Audit exam offers can be adjusted to an offer by the end of the year if the dancer continues to work hard.

EXAMINATION PROTOCOL

UNIFORM: Core Ukrainian rehearsal attire and footwear (the instructor will clarify exact footwear). Hair must be in a performance bun. No watches or jewelry. Dancers will not be able to examine unless this is followed. No make-up is required.

ARRIVAL: Arrive 30 to 60 minutes prior to the exam (arrival time is determined by the instructor of the class and is needed to rehearse the exercises prior to the exam).

PROCESS: Each exam group consists of a maximum of four students. Dancers enter the studio with a name tag pinned to the bodysuit or shirt, in an established group, and assemble in front of the Examiner. Following the assembly, the dancers are welcomed by the Examiner and repeat back the provided greeting. For example, the Examiner says: "Good evening dancers." The dancers reply, coordinated with Uklín (bow/curtsy): "Good evening Mrs. or Mr. Examiner." The Examiner then has the opportunity for a small chat that typically includes words of encouragement for the dancers. The exam concludes with the Examiner asking for the dancers to re-assemble in the entry formation and thanking them for the efforts. For example, the Examiner says: "Thank you dancers, I enjoyed watching you dance today." The students verbally reply, coupled with Uklín (bow/curtsy): "Thank you Mrs. or Mr. Examiner." This process is reviewed prior to the exams.

ETIQUETTE: There is absolutely no talking or sitting during an exam. Please keep eyes toward the Examiner and off the mirrors. During the exam, the Examiner will ask the dancers to practice the next exercise.

EXAM LENGTHS & FEES

Grade	Examination Duration	Fee
1	30 minutes – Certificate 35 minutes – Diploma	\$66
2	35 minutes – Certificate 40 minutes – Diploma	\$68
3	40 minutes – Certificate 40 minutes – Diploma	\$70
4	45 minutes – Certificate 45 minutes – Diploma	\$76
5	50 minutes – Certificate 50 minutes – Diploma	\$78
6	60 minutes – Certificate 60 minutes – Diploma	\$80
7	70 minutes – Certificate 70 minutes – Diploma	\$86
8	80 minutes – Certificate 80 minutes – Diploma	\$88
9	90 minutes – Certificate 90 minutes – Diploma	\$90

GRADING

The examiner provides a mark out of four and written comments, feedback, and tips for each exercise. At the end, a final grade is provided:
Credit
Credit +
Pass
Pass +
Commended
Commended +
Honours
Honours +

Example templates of a **student syllabus exam** (left), **certificate of achievement** (top right, for successful completion of a syllabus exam), and **Grade 9 graduation diploma** (bottom right):

SHUMKA DANCE SYLLABUS ACADEMY Exam

Name: _____		Grade: 1 DIPLOMA		Date: _____	
EXERCISE		REMARKS			
Barre (Stanok)					
PLIÉS & RISES					
1	2	3	4		
<input type="checkbox"/>	<input type="checkbox"/>	<input type="checkbox"/>	<input type="checkbox"/>		
TENDUS					
1	2	3	4		
<input type="checkbox"/>	<input type="checkbox"/>	<input type="checkbox"/>	<input type="checkbox"/>		
Centre (Seredyna)					
PORTS DE BRAS (M)					
1	2	3	4		
<input type="checkbox"/>	<input type="checkbox"/>	<input type="checkbox"/>	<input type="checkbox"/>		
SAUTÉS & PIDZHATI					
1	2	3	4		
<input type="checkbox"/>	<input type="checkbox"/>	<input type="checkbox"/>	<input type="checkbox"/>		
SPOTTING EXERCISE (F)					
1	2	3	4		
<input type="checkbox"/>	<input type="checkbox"/>	<input type="checkbox"/>	<input type="checkbox"/>		
MIACHYK (M)					
1	2	3	4		
<input type="checkbox"/>	<input type="checkbox"/>	<input type="checkbox"/>	<input type="checkbox"/>		
DORIZHKA (F)					
1	2	3	4		
<input type="checkbox"/>	<input type="checkbox"/>	<input type="checkbox"/>	<input type="checkbox"/>		
GALLOP					
1	2	3	4		
<input type="checkbox"/>	<input type="checkbox"/>	<input type="checkbox"/>	<input type="checkbox"/>		
KABLUCHKY & PIDSICHKA (M)					
1	2	3	4		
<input type="checkbox"/>	<input type="checkbox"/>	<input type="checkbox"/>	<input type="checkbox"/>		
Grade Achieved: ----					
* = elevated standing in any grade level					
CREDIT = Improvement required to achieve grade level		PASS = Partly achieving grade level		COMMENDED = Consistently achieving grade level	
HONOURS = Excelling at grade level					
Additional remarks:					
Examiner, SDSA _____			Principal, SSD _____		

SCALE:
1 = Improvement required 2 = Fair 3 = Good 4 = Excellent

ABBREVIATED COMMENTARY:
E = Elevated standing M = Minor correction
TD = Teaching Time Out SF = Stand Feet
L = Little knowledge M = Missing Merit AP = Award of Placement P = Pending Practice/Presentation

Shumka Dance Syllabus Academy

This certificate acknowledges that

Dancer Name

has successfully completed the requirements for

Grade 1 Diploma

dated this *11th* day of *May, 2017*

Peter O. Selas
PRINCIPAL
Shumka School of Dance

S

EXAMINER
Shumka Dance Syllabus Academy

Diploma

In honour of outstanding performance, dedication, and commitment to Shumka, Shumka School of Dance, and Ukrainian folk dance, we present this Diploma to:

Dancer Name

for completion of the graduation requirements for the:

Shumka Dance Syllabus Academy

dated this *20th* day of *May, 2016*

PRINCIPAL
Shumka School of Dance

S

PRESIDENT
Ukrainian Shumka Dancers

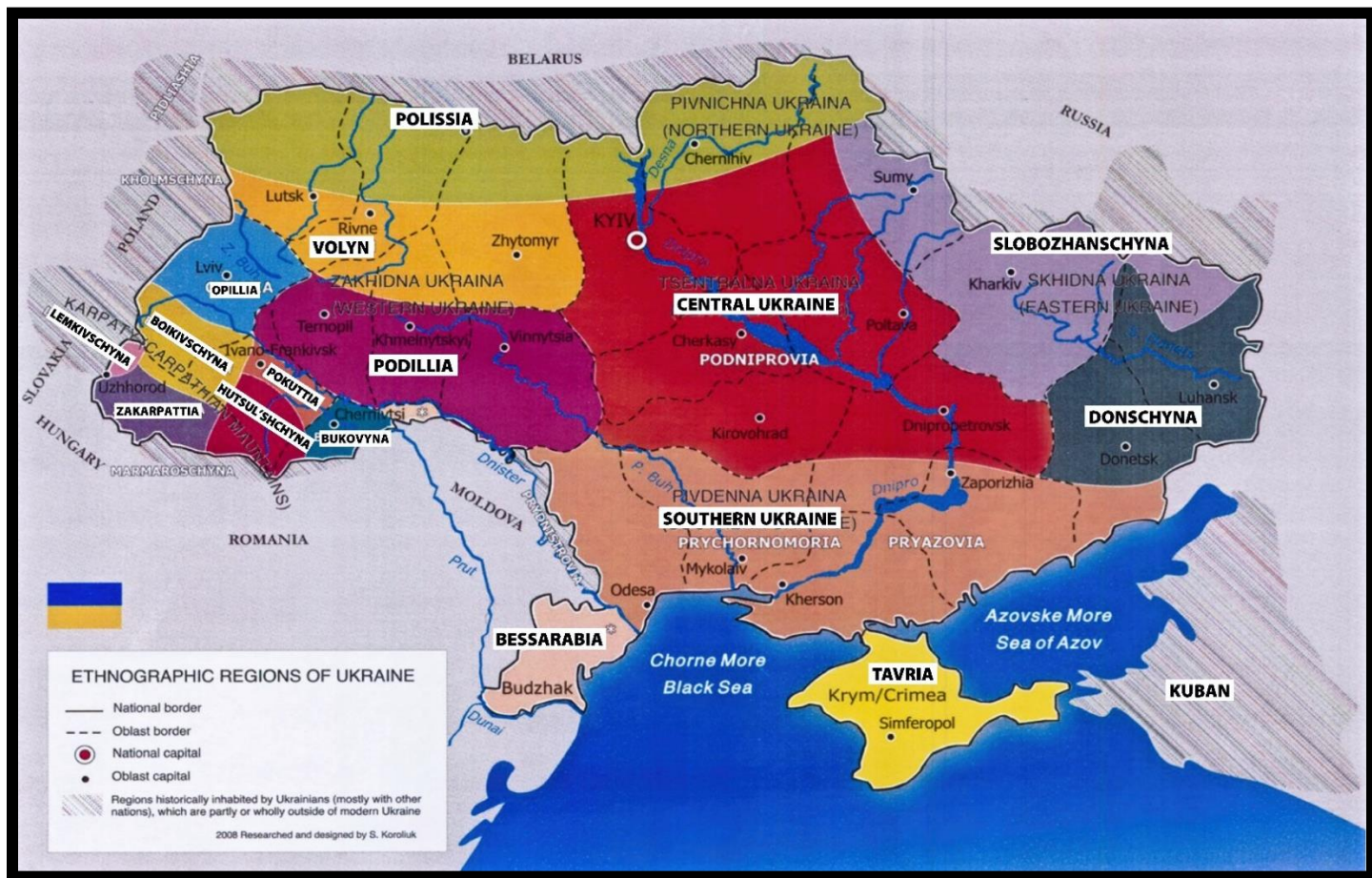
CHOREOGRAPHY COMPONENT

Dancers in Core Ukrainian classes will typically learn one or two full-length choreographies (dances) per year from the following ethnic regions of Ukraine:

Bukovyna	Central Ukraine	Hutsul'shchyna	Kuban
Podillia	Pokuttia	Polissia	Southern Ukraine
Volyn	Zakarpattia		

The region for the class is determined by costume availability, and therefore, enrollment in the class, including number of girls and boys. The amount of choreographies learned per class is usually determined by the needs of the class. Typically, Core Ukrainian classes Grades 5 and up will learn two dances. Most Ukrainian folk dances evolved from ancient circle dances, which developed over the centuries into pair and couple dances. Today, the original circle dances are enriched by many intricate figures. Dancers tend to move in linear or geometrical patterns – circle, cross, serpent, chain, anything really – forming rounded lines. Generally, these patterns unfold in a horizontal direction, although dances of the mountain regions feature vertical leaps and lifts. Even though there are common elements shared by all regions of Ukraine, dances differ strongly from one area to the next in the choreographic methods, content, and dynamics. The costumes, music, dance steps, formations, style, themes, and story are typically different from one another, depending on the selected region. For example, the plain step, "1-2-3," can be done in most of the listed regions, but the way it is done, the style, is different among the regions. In Central Ukraine, the 1-2-3 is very level and smooth, while in Polissia, it is very energetic and bouncy.

Map of Ukraine illustrating the different ethnic regions of Ukraine:



KINDERDANCE PROGRAM (ages 3 – 5)

Starting at age three/four (Pre-Beginner), dancers are taught the skills necessary to establish a solid foundation and enjoyment for Ukrainian dance. All material learned in KinderDance prepares students for the Core Program and curriculum, which begins in Grade 1 at age six. Students will learn one full-length Ukrainian dance choreography. Students in Pre-Beginner are provided with a hat or headpiece for the Winter Concert and Year End Show performances, while Beginner students rent a full Ukrainian dance costume as per the rest of the School. These classes do not participate in dance festivals. Teachers will dance on stage with the Pre-Beginner classes for both performances. Typically, Beginner class teachers will dance on stage with the students at the Winter Concert only.

GOALS OF THE KINDERDANCE PROGRAM CLASSES

PRE-BEGINNER (ages 3 – 4)	BEGINNER (age 5)
<ul style="list-style-type: none"> ◆ Learn basic movements of the body. ◆ Develop a sense of musicality. ◆ Develop listening skills. ◆ Learn to work with other dancers. ◆ Develop classroom etiquette. ◆ Introduce Ukrainian cultural and language elements. ◆ Have fun!! 	<ul style="list-style-type: none"> ◆ Perfect the steps taught in Pre-Beginner. ◆ Develop a strong sense of musicality. ◆ Have a strong sense of classroom etiquette. ◆ Ability to work well with other dancers. ◆ Prepare students for the Grade 1 Syllabus. ◆ Develop Ukrainian cultural and language elements. ◆ Have fun!!

KINDERDANCE PROGRAM ELEMENTS

ETIQUETTE	BODY AWARENESS	TECHNIQUE
<ul style="list-style-type: none"> ◆ Lining up before class ◆ Listening skills ◆ Classroom rules ◆ Teamwork ◆ Quiet, controlled movement ◆ Standing ready before an exercise ◆ Backstage etiquette ◆ Bow 	<ul style="list-style-type: none"> ◆ Left and right ◆ Body part awareness ◆ Isolations ◆ Ukrainian language elements ◆ Musicality and rhythm ◆ Coordination ◆ Balance ◆ Dynamics and directions ◆ Stretching ◆ Creativity ◆ Formations ◆ Levels ◆ Performance and presentation ◆ Posture 	<ul style="list-style-type: none"> ◆ Plies, rises, tendus ◆ Weight transfer ◆ Turnout ◆ Foot usage / demi pointe ◆ Arm positions ◆ Spotting ◆ Marches ◆ Skips ◆ Gallops ◆ Runs ◆ Partner work ◆ Girls and Boys Ukrainian steps ◆ Ukrainian regional steps ◆ 1,2,3's ◆ Toe heel ◆ Vidryvannia

ROYAL ACADEMY OF DANCE BALLET (ages 6 +)



The Royal Academy of Dance (R.A.D.) is one of the world's most influential dance education organizations. The exams set standards in classical ballet and continues to be the global leader in Continuing Professional Development for dance. Founded in 1920 to set standards for dance teaching within the UK, today the R.A.D. has a presence in 85 countries, with 36 offices and over 14,000 members worldwide. The R.A.D. counts more than 1,000 students in its teacher training programmes and more than a quarter of a million students are being examined on the syllabi. **Shumka School of Dance is a registered R.A.D. ballet school**, offering both training and examination opportunities. Many of the steps learned in Ukrainian dance, and in the Shumka Syllabus, originate from ballet. Like the instruments within an orchestra, Ukrainian dance and ballet are synergistic, building off one another to produce harmonious results. Ballet builds flexibility, strength, speed, agility, balance, mental focus, and endurance. Ballet teaches the body to perform and perfect challenging steps in a safe manner, resulting in fewer injuries. This instruction allows the dancer to turn with increased speed, kick using greater flexibility, and jump to new heights. Overall, ballet enhances the skill of a Ukrainian dancer. Shumka School's Principal and the Ballet Mistress determine each dancer's ballet grade, and whether the dancer should pursue examinations in that level.

OBJECTIVES, AIMS, LEARNING OUTCOMES, and SYLLABUS CONTENT for each level can be viewed on the R.A.D. website, and directly using the link below:

<https://www.radcanada.org/achieve/exams/what-we-do/rules-regulations-and-specifications>

The R.A.D. EXAMINATION GUIDE can viewed be here:

<https://www.radcanada.org/achieve/exams/teachers-entry-guide/exam-guide>



Mrs. Tamsin Carreck, Shumka School of Dance's Registered Royal Academy of Dance Ballet Mistress, began dance classes at the age of four in Doncaster, England. She began taking exams in RAD ballet, ISTD Modern Theatre, ISTD Tap, ISTD National Dance and ISTD Imperial ballet at the age of six and performed in many dance competitions including the All England Dance competition where she received medal placing's. As a child, Tamsin had the honour of studying under ballet masters such as Ronald Emblem, Brenda Last, and national dance expert Robert Harrold. When Tamsin turned eleven she received a scholarship from the Royal Academy of Dance to train under Louise Browne. Tamsin held this scholarship until she was sixteen when she was accepted into the three-year dance pedagogy course at the Northern Ballet School, Manchester, England. There Tamsin studied ballet, modern, jazz, contemporary, tap, and national dance. At the age of seventeen Tamsin received her ISTD Associate in Imperial ballet and then moved on to receive her ISTD Associates in national dance and modern theatre. While at the Northern ballet school Tamsin also

studied music in relation to the dance studio, child psychology, history of dance, choreography, Laban notation, Benesh notation and anatomy at the University of Manchester. Tamsin also holds an Advanced level dance certificate with the British Board of Education, her RAD teaching certificate and RAD written exams in anatomy and history of dance. In 2014, Tamsin obtained her Tier 1 certification with Shumka's Syllabus for Ukrainian Dance. In 1997 Tamsin moved to Greece to teach at the Mistsi Laoudi School of Dance in Volos, one year later Tamsin moved to Canada to teach at Dancin' Kids in Slave Lake, Alberta. Tamsin spent three years in Slave Lake where she met her husband and moved to Hinton, Alberta in 2001. Tamsin taught at the Hinton School of Dance and the Hinton Vesna Dancers for a total of twelve years. Tamsin and her family moved to the Edmonton area in 2013 where she presently teaches at Shumka School of Dance.

INTENSIVE DIVISION (ages 8 +)

The professional world of dance is very competitive. The Intensive Division at Shumka School offers training to dancers who aspire to have a broader experience in dance. As such, an extraordinary sense of commitment, passion and self-motivation are required to meet this program's high standards and commitment. Dancers develop an enhanced sense of Ukrainian technique, performance, style, storytelling, ethnographic knowledge, confidence, and creativity. Each year, to participate in the Intensive Division, dancers must pass an annual audition. Auditions are typically held in May (Spring audition option) and August (Fall audition option). The Intensive Division is supplemental to the Core Program, meaning an Intensive Division dancer still partakes in the Core Program. Students in the Intensive Division are required to enroll in the main I.D. Ukrainian Choreography class, one R.A.D. Ballet class, and another class of the dancers' choice. This third-class option can be another R.A.D. Ballet class, Contemporary Dance class, or Tricks & Ukrainian Technique class. In addition to these three classes, students in the Advanced Intensive Division are also required to enroll in the Shumka Repertoire class. Intensive Division students learn anywhere from one to five additional pieces of Ukrainian choreography during the season, which could include special choreographies such as storylines or large group dances.



***Mrs. Anna Kanevets**, Shumka School's Intensive Division program head, comes from Kyiv, Ukraine, and has dedicated herself to the art of dance her entire life. In 1981, Mrs. Kanevets was accepted into the Kyiv State Institute of Culture, Faculty of Choreography, where in 1985 she graduated with Honours and received her Ballet master's degree. Mrs. Kanevets spent eleven years in the position of dance teacher and administrator of the Faculty of Choreography, Kyiv College of Culture and was the Artistic Director of the Molodoshchy Performance Ensemble which travelled throughout Ukraine and Russia. In 1996, Mrs. Kanevets moved to Canada, and became the Artistic Director for both the Yatran Dance Academy in Edmonton, Alberta, and the Koperoush School of Ukrainian Dance in Sherwood Park, Alberta. From 2003 to 2005, Mrs. Kanevets was Repetitor for the Volya Ukrainian Dance Ensemble of Edmonton, Alberta. In 2006, as Artistic Director of the Rusalka Ukrainian Dance Ensemble, Mrs. Kanevets' choreography was showcased in *The Legend of the Rusalka* in Winnipeg, Manitoba. In addition to her commitment to Ukrainian dance, she is a director of the Vaganova Dance Society in Edmonton. From 2006 to 2016, Mrs. Kanevets was the Artistic Director of the Tryzub School of Ukrainian Dance, and most recently, in 2017, moved into the position of Dance Director of the Viter Ukrainian Dancers & Folk Choir.*

CONTEMPORARY DANCE (ages 10 +)

Contemporary dance is the exploration of the total movement potential of the body. It is a form of self-expression that seeks to express a personalized vision, often through experimentation and collaboration for the development of new, more individualized approaches to the moving body and choreographic possibilities. Contemporary dance explores contact-release, floor work, fall and recovery, and improvisation characteristic of modern dance. Unpredictable changes in rhythm, speed, and direction are often used. Contemporary dance uses body actions to communicate an image, an idea or a feeling and provides students with opportunities for creative experiences. Through movement, students learn about their bodies, the space around them, and each other. It is an important dance style for telling Ukrainian stories and offers a wide variety of movement to compliment Ukrainian dance and increase the skills of a Ukrainian dancer. Contemporary dance students will:

- ◆ Explore movement thru music.
- ◆ Develop physical skills.
- ◆ Channel energy.
- ◆ Stimulate imagination and promote creativity.
- ◆ Learn a minimum of two contemporary-Ukrainian themed choreographies (Advanced class only).

TRICKS & UKRAINIAN TECHNIQUE (ages 10 +)

How do the Shumka dancers learn and perfect the solos and tricks that are such trademarks of the Hopak? In these classes, students will discover their own signature tricks and solos, and how to perfect them. Students will also learn the fundamental concepts that most tricks and solos are built from. This class develops safe and proper execution of Ukrainian dance solos, separately for boys and girls, modelled around the Virsky method for training Ukrainian dance tricks. The other component focuses on drilling the important Ukrainian specific technique, including corner work, gender specific lexicon, and centre combinations.

SHUMKA REPERTOIRE (ages 14 +)

Students in the Advanced Intensive Division Ukrainian Shumka Dancers Repertoire class have the unique opportunity to learn and perform original choreographic works from the Ukrainian Shumka Dancers' current and past repertoire. Senior dancing members in the company teach this class. Learning Ukrainian Shumka Dancers' repertoire is a unique and challenging opportunity and benefit only offered at Shumka School of Dance. Learning Shumka choreography prior to auditioning for the company provides the student with a chance to start ahead of the learning curve. It also specifically and effectively trains the Shumka-style, since dancers are learning Shumka choreography. For these reasons, this class is a program requirement for students in the Advanced Intensive Division. The dances learned by Shumka School students since the start of the class in 2013 include:

Classic Hopak	50th Hopak	Tambourine Dance	Zakarpattia
Kohannia	Borotba	Requiem	Povzunets'
Shawl Dance	Dubotanets'	Carol of the Bells	Children's Dance / Mouse

SPRING BALLET

Spring ballet offers students the opportunity to continue ballet training after the regularly scheduled dance year has ended. Classes typically begin the week after the Year End Show and run to the end of June. The schedule is released at the beginning of April and does its best to maintain a similar schedule to the regular season. Registration is online at shumka.com.

SHUMKA SUMMER DANCE CAMPS

Shumka Summer Dance Camps is an internationally attended program offering different styles of camps to suit every taste, age, and ability. The program strives to ensure that all campers are inspired to pursue the art of Ukrainian dance and become passionate about Ukrainian culture while making friends and having fun. Every camp has a Ukrainian spin on it! Shumka Summer Dance Camps also gives dancers opportunities to continue training through the summer months, in the context of a summer camp environment. Dancers can choose from a one-week day camp experience at the Shumka Dance Centre, or a seven or ten-day overnight adventure at the beautiful Camp Oselia, Lake Wabamun. Programs are offered for ages 3-18, and online registration begins in February.



DAY CAMPS: SSDC offers two types of day camp programs, **half-day** and **full day**. The half-day programming is for ages five and under. These youngest "Shumka Dancers in training" will begin the journey of Ukrainian dance, as they are introduced to the culture, folklore and dance that go along with the rich Ukrainian heritage. All activities have a strong Ukrainian cultural focus, and campers will perform a concert at the end of the week, including a full-length regional dance choreography and Ukrainian art show. The full-day programming includes three hours of high-quality Ukrainian dance training and choreography paired with three hours of indoor and outdoor field trip adventures, per day for five days. Past adventures have included laser tag, go-carting, rock climbing, swimming, trampoline park, spray park, gymnastics, and much more!

2018 Day Camp Dates: July 16 – 20, August 13 – 17, August 20 – 24

OVERNIGHT CAMPS: Experience five hours (Junior, ages 10-13) or six hours (Senior, ages 14+) per day of high-calibre Ukrainian dance training and regional choreography from Canada's finest teachers and choreographers. Enjoy Ukrainian-themed activities including team challenges, water sports, swimming, camp fires, beach day, polar dips, and the famous Kolomeyka night with the Ukrainian Shumka Dancers. Delicious food, great fun, memories and friendships to last a lifetime. If the dancer is looking for an extreme dance experience, then Overnight X-Treme **MANIA** is the one to choose! Dancers will experience all the great activities that Overnight X-Treme has to offer, PLUS three additional days, and campers will learn four full-length dance choreographies from a variety of instructors, including one dance from the repertoire of Canada's Ukrainian Shumka Dancers! Junior and Senior camps run simultaneously.

2018 Overnight Camp Dates: July 8 – 14 (JNR/SNR), August 5 – 11 (Junior) / August 5 – 14 (10-Day Senior)

JUNIOR INSTRUCTOR PROGRAM

Shumka School's Junior Instructor Program offers students ages 15 and older opportunities to teach classes under the supervision, training, and mentoring of qualified and experienced lead instructors.

DUTIES OF A JUNIOR INSTRUCTOR

- ◆ While under the supervision and mentorship of the lead instructor(s) in the class, junior instructors will provide students with dance training and will have knowledge and/or be willing to acquire the knowledge of the material covered in the grade(s) being taught.
- ◆ Preparing the dance studio environment according to the needs of SSD and the lead instructor(s), which includes, but is not limited to, the following:
 - ◆ Ensuring the barres and props are ready for use prior to the start of class, as per the direction of the lead instructor(s) in the class(es).
 - ◆ For Pre-Beginner and Beginner classes, placing out student "spot placements," gathering props, or hanging visual aids, as required by the lead instructor(s).
 - ◆ When demonstrating exercises or dance steps, ensuring it is always 100% full-out with correct technique and timing.
 - ◆ Stopping and starting the music as required.
 - ◆ Dry mopping the studio floor.
 - ◆ At the Sherwood Park location, setting up the mirrors, barres, AV cart, pulling the gym curtain divider, marking the centre with tape, and setting up sound proofing materials.
- ◆ Taking younger students to the washroom and water fountain (Pre-Beginner, Beginner, Grade 1).
- ◆ Working with students one-on-one when individual attention might be required.
- ◆ Learning about choreographic processes.
- ◆ Ensuring studio cleanliness and tidiness prior to the start of the class as well as at the end of the class. This includes picking up clothing, rollers, water bottles, garbage, and any other miscellaneous items.
- ◆ The junior instructors in Core Ukrainian classes (Grades 1 – 9) are required to stop and start the music for the students' syllabus examinations.
- ◆ The junior instructors in Pre-Beginner and Beginner classes are required to dance on stage with the students at the Winter Concert and/or the Year End Show in costume.
- ◆ Staging props or spot placements for the dance. Junior instructors should face the audience when placing props or spot placements on the stage, making it as graceful and swift as possible.

POLICIES

1. Attending the Tier 1 Shumka Dance Syllabus Academy (S.D.S.A.) workshop. Concepts such as time management, class planning/organization, S.D.S.A. introduction/orientation, the teaching of lexicon according to the age of the student, choreographic processes, analogies, and appropriate communication with students and parents, will be covered in the workshop, and will also be developed and practiced in class with the lead instructor throughout the years. If the junior instructor has previously attended a Syllabus Workshop and would like to do so again before scheduling a certification examination, the junior instructor receives \$125 off the cost per workshop.
2. Following the junior instructor uniform as outlined below:
 - ◆ **GIRLS:** Pink tights, black bodysuit, black shorts or skirt, black Elastabootie or Paris teaching shoe.
 - ◆ **BOYS:** White T-shirt, black pants, black Elastabootie shoe or black or red dance boots.
3. Demonstrating business casual dress wear and overall etiquette of Shumka School of Dance, when representing SSD at any performance, festival, or School event.
4. Caring for, and respecting the dance facilities, studio equipment, costumes, props and any rented or Shumka-owned materials.
5. The junior instructor will attend all applicable commitments outlined in the School Calendar of Dates.
6. Addressing all instructors using Miss, Ms., Mrs., or Mr. in front of students, parents, guests, and other instructors (this applies to lead instructors, other junior instructors in the class, and the Principal, during all classes and other teaching-related commitments).
7. All junior instructors registered at Shumka School of Dance, regardless of age, number of years taught, experience, or syllabus certification, are not permitted to use the Instructors' Lounge. Having a safe and reliable place for teachers to discuss matters that might involve Shumka School classes and students is the main purpose of an Instructors' Lounge. This can be compared to a "staff room" at a regular school. Assistants, those who have achieved Tier 1 Syllabus Certification and are not SSD students, are permitted to use the Instructors' Lounge. Assistants who have recently graduated from the School and are enrolled in only a ballet class or classes are permitted to use the Instructors' Lounge.
8. To perform all duties to the best of the junior instructor's ability. To adhere to organization rules and procedures, including recordkeeping requirements and confidentiality of the organization and client information ("client information" means all information found on a Shumka School class list). To act as a member of the team responsible for accomplishing the vision and mission of Shumka School of Dance.
9. It is recommended that the junior instructor join the lead instructor and the students at all performances and festivals to learn about instructor backstage and festival processes.
10. Signing a contractual Agreement of the aforementioned duties and policy information, at the start of the term.

STRUCTURE

YEAR 1: Junior instructor is a volunteer.

YEAR 2: The junior instructor is offered a starting wage of \$14.00/hour. This will typically begin immediately following the SSD Winter Concert.

YEAR 3: It is recommended that the junior instructor enroll in the Tier 1 Shumka Syllabus Workshop, examine, and become a certified Tier 1 instructor with the Shumka Dance Syllabus Academy. Becoming certified includes a change of the "Junior Instructor" title to "Assistant" as well as a wage increase. The minimum age to examine is 16.

COMMUNICATION...

Shumka School of Dance communicates information using the following methods:

Email (parent/ dancer emails have been added to the mailing lists)	Parent Handbook
Shumka Website	Shumka App
Bulletin Boards in Edmonton and Sherwood Park	Class Representative System
The Instructors	Lobby monitor at Shumka Dance Centre

CALENDAR OF DATES

Available as a printable document; posted on Shumka website, Shumka app, bulletin boards at both locations.


The colour **teal** (or **light-grey** when printed in black and white) represents important School of Dance dates and events.

The colour **red** (or **dark grey** when printed in black and white) represents important class cancellation dates for the entire School.

The colour **yellow** (or **diagonal line** pattern when printed in black and white) represents important Sherwood Park class dates to note.

The Shumka School dance season runs from the middle of September until the beginning of May. Syllabus exams typically take place after the Year End Show until the end of the May. Every effort is made to run classes in conjunction with the calendars of all Edmonton and area school districts. Holidays and breaks are also determined as much as possible by the school board calendars. The SSD Calendar of Dates is the entire Shumka School dance season in one document, sorted by month. SSD likes to keep this document as updated as possible throughout the year. It features the following information:

- ◆ When classes are running.
- ◆ Class cancellations.
- ◆ Sherwood Park classes moved to the Edmonton studio.
- ◆ All performance and festival dates.
- ◆ Parent view weeks.
- ◆ Auditions.
- ◆ Fee deadlines.
- ◆ Important costume dates.
- ◆ Special events.
- ◆ Shumka Company events.
- ◆ Fundraisers.
- ◆ Photo Day.



Month	Key Dates
SEP	18-23: School management in district; 19-20: School management in district; 21-21: Parent view week.
OCT	1: No classes; 2: No classes; 3: No classes; 4: No classes; 5: No classes; 6: No classes; 7: No classes; 8: No classes; 9: No classes; 10: No classes; 11: No classes; 12: No classes; 13: No classes; 14: No classes; 15: No classes; 16: No classes; 17: No classes; 18: No classes; 19: No classes; 20: No classes; 21: No classes; 22: No classes; 23: No classes; 24: No classes; 25: No classes; 26: No classes; 27: No classes; 28: No classes; 29: No classes; 30: No classes; 31: No classes.
NOV	1: No classes; 2: No classes; 3: No classes; 4: No classes; 5: No classes; 6: No classes; 7: No classes; 8: No classes; 9: No classes; 10: No classes; 11: No classes; 12: No classes; 13: No classes; 14: No classes; 15: No classes; 16: No classes; 17: No classes; 18: No classes; 19: No classes; 20: No classes; 21: No classes; 22: No classes; 23: No classes; 24: No classes; 25: No classes; 26: No classes; 27: No classes; 28: No classes; 29: No classes; 30: No classes; 31: No classes.
DEC	1: No classes; 2: No classes; 3: No classes; 4: No classes; 5: No classes; 6: No classes; 7: No classes; 8: No classes; 9: No classes; 10: No classes; 11: No classes; 12: No classes; 13: No classes; 14: No classes; 15: No classes; 16: No classes; 17: No classes; 18: No classes; 19: No classes; 20: No classes; 21: No classes; 22: No classes; 23: No classes; 24: No classes; 25: No classes; 26: No classes; 27: No classes; 28: No classes; 29: No classes; 30: No classes; 31: No classes.
JAN	1: No classes; 2: No classes; 3: No classes; 4: No classes; 5: No classes; 6: No classes; 7: No classes; 8: No classes; 9: No classes; 10: No classes; 11: No classes; 12: No classes; 13: No classes; 14: No classes; 15: No classes; 16: No classes; 17: No classes; 18: No classes; 19: No classes; 20: No classes; 21: No classes; 22: No classes; 23: No classes; 24: No classes; 25: No classes; 26: No classes; 27: No classes; 28: No classes; 29: No classes; 30: No classes; 31: No classes.
FEB	1: No classes; 2: No classes; 3: No classes; 4: No classes; 5: No classes; 6: No classes; 7: No classes; 8: No classes; 9: No classes; 10: No classes; 11: No classes; 12: No classes; 13: No classes; 14: No classes; 15: No classes; 16: No classes; 17: No classes; 18: No classes; 19: No classes; 20: No classes; 21: No classes; 22: No classes; 23: No classes; 24: No classes; 25: No classes; 26: No classes; 27: No classes; 28: No classes; 29: No classes; 30: No classes; 31: No classes.
MAR	1: No classes; 2: No classes; 3: No classes; 4: No classes; 5: No classes; 6: No classes; 7: No classes; 8: No classes; 9: No classes; 10: No classes; 11: No classes; 12: No classes; 13: No classes; 14: No classes; 15: No classes; 16: No classes; 17: No classes; 18: No classes; 19: No classes; 20: No classes; 21: No classes; 22: No classes; 23: No classes; 24: No classes; 25: No classes; 26: No classes; 27: No classes; 28: No classes; 29: No classes; 30: No classes; 31: No classes.
APR	1: No classes; 2: No classes; 3: No classes; 4: No classes; 5: No classes; 6: No classes; 7: No classes; 8: No classes; 9: No classes; 10: No classes; 11: No classes; 12: No classes; 13: No classes; 14: No classes; 15: No classes; 16: No classes; 17: No classes; 18: No classes; 19: No classes; 20: No classes; 21: No classes; 22: No classes; 23: No classes; 24: No classes; 25: No classes; 26: No classes; 27: No classes; 28: No classes; 29: No classes; 30: No classes; 31: No classes.
MAY	1: No classes; 2: No classes; 3: No classes; 4: No classes; 5: No classes; 6: No classes; 7: No classes; 8: No classes; 9: No classes; 10: No classes; 11: No classes; 12: No classes; 13: No classes; 14: No classes; 15: No classes; 16: No classes; 17: No classes; 18: No classes; 19: No classes; 20: No classes; 21: No classes; 22: No classes; 23: No classes; 24: No classes; 25: No classes; 26: No classes; 27: No classes; 28: No classes; 29: No classes; 30: No classes; 31: No classes.

TIMETABLE

Available as a printable document; posted on the Shumka website, Shumka app, lobby monitor, bulletin boards at both locations.

The timetable is a visual outline of the current season's dance schedule. It displays the class schedules for Edmonton and Sherwood Park classes, as well as the Tuesday studio 1 rotation schedule. Schedules that are different from the regular timetable are displayed on the lobby monitor at Shumka Dance Centre.

WEBSITE

The School of Dance section on the website is organized as follows:

ABOUT US	Profile, mission, vision, general program information, SSD welcome video.
PROGRAM	Detailed program information, program outline for the current season.
SYLLABUS	Information for families and instructors about the Shumka Syllabus for Ukrainian Dance.
SCHEDULE	Current year calendar of dates, current year timetable, other seasonal schedules.
INSTRUCTORS	List of current year instructors, bios, and classes being taught by each instructor.
UNIFORM	Detailed dancer uniform information.
GALLERIES	Photos and videos of Shumka School of Dance Winter Concerts and Year End Shows.
DOWNLOADS	Complete collection of printable program and informational documents for families.
REGISTRATION	Online SSD class registration, summer camp registration, spring ballet registration.

APP

The Shumka app is a communication and education centre for the parents, dancers, and instructors. It grants users around the clock connectivity to all necessary Shumka information that the dancers, parents, and instructors need most.

The Shumka app is designed for iPhones/iPods/iPads and Android phones/tablets and can be downloaded for Apple devices at the Apple App Store, and for Android devices at the Google Play Store.

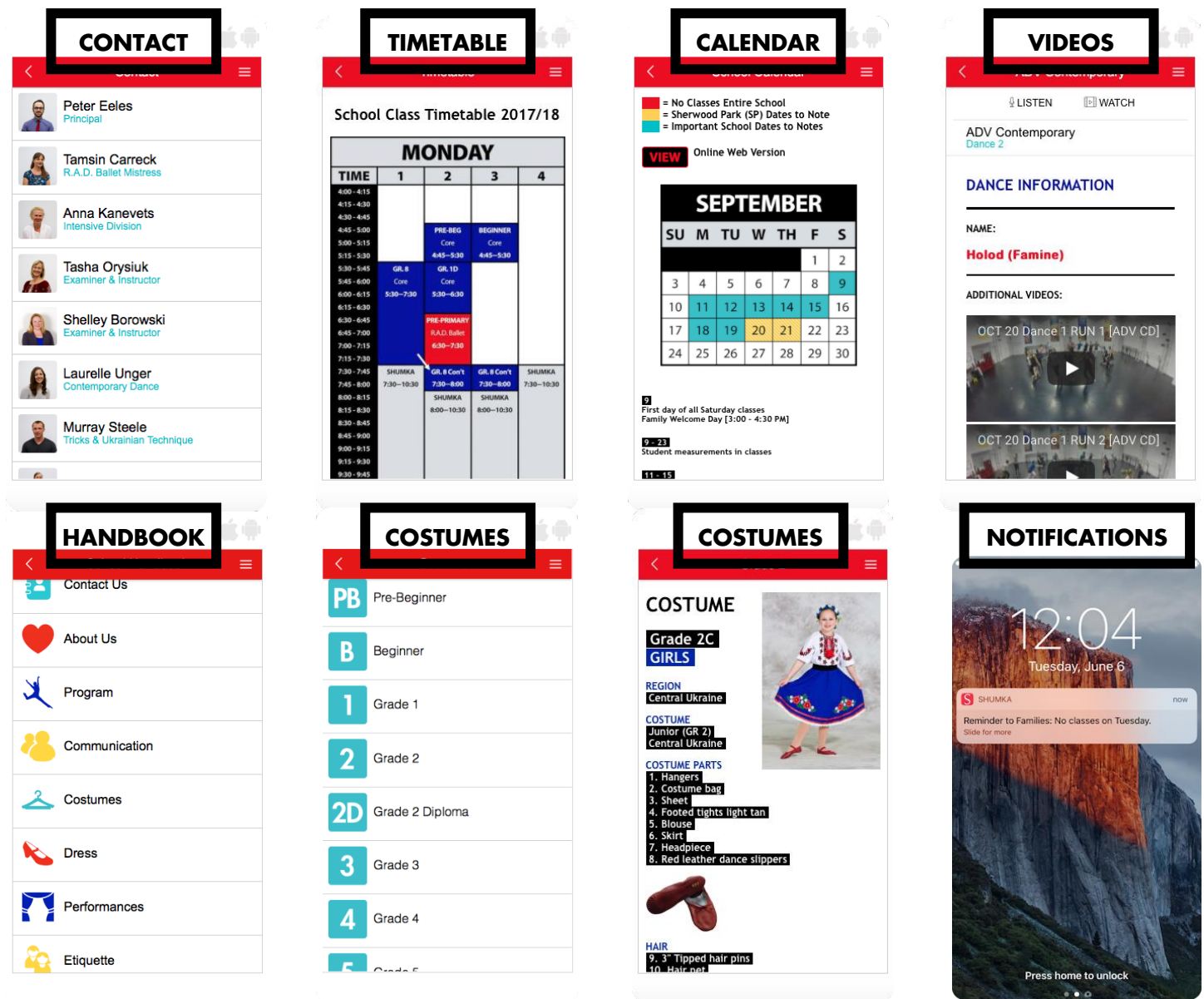
The main features are accessed from the home screen (shown right). Need to help your child practice their dance steps at home? Class videos and dance music for each class is posted in the class video section. Can't remember which footwear to purchase? Or all the different parts of the dance costume? Or need clarification on policies? The entire School Handbook is posted in the Handbook section of the app. Need to email a dance instructor or contact the Principal? This can be done directly from the app.



The Shumka app is organized as follows (in order of home screen icons):

WEBSITE	Provides a direct link to the Shumka website.
CONTACT	Contact information and bios for Shumka staff and dance instructors.
STUDIO SCHEDULE	Displays the Shumka Dance Centre live studio schedule.
SCHOOL SCHEDULES	Collection of School of Dance schedules, including the weekly dance timetable, the Sherwood Park makeup schedule, schedule of deadlines, and other seasonal schedules like Nutcracker.
SCHOOL CALENDAR	Displays the School of Dance calendar of dates.
CLASS VIDEOS/MUSIC	Practice videos and music links for all classes at Shumka School. Also features dance names, regions, and other information about each dance.
COMPANY SCHEDULE	Displays the Shumka Dance Company live rehearsal schedule.
SCHOOL HANDBOOK	Displays an electronic version of this School handbook, with more additions, including costume details for each class.
SETTINGS	This is where users manage the groups they would like to receive notifications for.

APP SCREENSHOTS



PARENT VIEW

Parents are invited to attend portions of the classes throughout the year to be fully aware of the progress of the child. SSD has found that unscheduled parent viewing can be disruptive to the class experience; therefore, there can be no other viewing or class interruptions without the permission of the instructor.

MONTHLY Parent View: This occurs during the **last ten minutes of the first full week of classes every month.** These dates are listed under the calendars on the SSD Calendar of Dates document, which is also posted on the website, app, and the bulletin board at both studios.

FULL-CLASS Parent View Week: Families are invited to watch the entire dance class during this week of classes. This date is noted on the SSD Calendar of Dates.

REPORT CARDS

Interim report cards are issued to each dancer in the School, typically one or two weeks after the Winter break. The timing of distribution provides students with clear and achievable goals for the second half of the dance season. The

instructors complete these report cards. The reports are a useful tool for providing parents and dancers with feedback about the dancer's skill development, including notes on the dancer's adherence to attendance, uniform, and etiquette policies. Students receive report cards from the **Core Ukrainian, R.AD. Ballet, Contemporary Dance, Shumka Repertoire, and Tricks & Ukrainian Technique classes**. The individual report cards from these classes are gathered together into one report card for the dancer that will go out in Core Ukrainian class. To view progress in the Intensive Division Ukrainian choreography classes, parents and students are encouraged to watch the most recent GoPro video on the Shumka app. Students are evaluated based on the following "**levels of achievement**:"

LEVELS OF ACHIEVEMENT (L of A)	
P	PROFICIENT The dancer demonstrates solid understanding of the assessment criteria from the program of studies. Applies skills/concepts in most learning situations.
D	DEVELOPING The dancer demonstrates understanding of the assessment criteria from the program of studies and may require additional guidance and support. Applies skills/concepts in some learning situations.
B	BEGINNING The dancer demonstrates limited or incomplete understanding of the assessment criteria from the program of studies. Applies skills/concepts in learning situations with repeated guidance and support.
---	NOT YET COMPLETED IN CLASS Syllabus exercises are learned in progression format, meaning that parts of the exercises might still be unfinished at this point in the year.
N/A	NOT APPLICABLE TO THE GENDER The syllabus makes some designations regarding "female" and "male" specific steps.

Below is an **example report card** template for Core Ukrainian Grade 1 Diploma:

ETIQUETTE			L of A
Attends class wearing the uniform as outlined by Shumka School of Dance.			
Displays effort in class.			
Demonstrates a positive and respectful attitude towards peers, instructors, and the art form.			
<i>Comments:</i>			
SYLLABUS			
Exercise	Content	Detail	L of A
PLIÉS and RISES <i>Barre</i>	PLIE and RISE (facing the barre)	Plie: demi in parallel 1 st	
		Plie: grande in parallel 1 st	
		Plie: demi in 1 st	
		Rise: parallel 1 st	
		Rise: 1 st	
		<i>Comments:</i>	
TENDUS <i>Barre</i>	<i>Character</i> TENDU #1 (without fondu) and RETIRE (facing barre)	Character tendu: devant from parallel 1 st	
		Character tendu: a la seconde from 1 st	
		Retiré: from parallel 1 st	
		<i>Comments:</i>	
PORT DE BRAS (M) <i>Centre</i>	PORT DE BRAS	Arms: bras bas	
		Arms: classical 1 st	
		Arms: classical 2 nd	
		Arms: character 1 st	
		Arms: character 2 nd	
		<i>Comments:</i>	

SAUTÉS and PIDZHATI <i>Centre</i>	SAUTÉ and PIDZHATI	Sauté: parallel 1 st	
		Pidzhati: nohy na zad (F)	
		Pidzhati: nohy vpered (M)	
		Comments:	
SPOTTING EXERCISE (F) <i>Centre</i>	SPOTTING Exercise and PRYTUP	Spotting (right): ¼ turns	
		Spotting (left): ¼ turns	
		Prytup: podviynyi, potriynyi	
		Pokhid skladnyi	
		Comments:	
MIACHYK (M) <i>Centre</i>	MIACHYK and POHOIDUVANNIA	Miachyk (parallel 1 st to upright): 1 st	
		Miachyk (parallel 1 st to upright): 2 nd	
		Pohoiduvannia: upright to upright	
		Comments:	
DORIZHKA (F) <i>Centre</i>	DORIZHKA and PRYTUP	Dorizhka: vpered, na bik, na zad	
		Prytup: podviynyi	
		Comments:	
GALLOP <i>Centre</i>	GALLOP and <i>zakidnyi</i> BIH	Gallop: en avant	
		Zakidnyi bih	
		Comments:	
KABLUCHKY and PIDSICHKA (M) <i>Centre</i>	KABLUCHKA, VYPAD and PIDSICHKA (2 hand support)	Pidsichka: ½ time	
		Pidsichka: full time (5)	
		Kabluchka	
		Vypad	
		Comments:	
At this point in time, the dancer displays sufficient comprehension of the above syllabus assessment criteria to be recommended for syllabus examination, which occurs in May.			YES/NO
CHOREOGRAPHY			L of A
Remembers choreography from class to class.			
Demonstrates improvement in choreography.			
Applies technique learned in syllabus training to choreography lexicon.			
Performs choreography and exhibits stage presence in class.			
Shows improvement in displaying the movement style associated with the selected region(s) of Ukraine.			
Comments:			

DRESS...

A uniform enables instructors to ensure that dancers are using proper alignment and correct muscles, thereby lowering the risk of injuries. It also provides a standard, professional appearance for the School. It is not necessary for families to purchase the exact brands of dance wear listed below; however, these brands are recommended because they are of high quality and are very suitable for SSD's purposes. Having a list of brands can also simplify the shopping process for families. **It is important to follow the recommended colours and styles.**

General Uniform Guidelines
Hair off the face and in a tight bun for girls. Boys with longer hair should wear a bandana. See the website or app for the bun process.
No jewelry or watches (smart watches such as Fitbits included).

UNIFORM

PRE-BEGINNER, BEGINNER [Female]

Uniform Outline				
Pink convertible tights for dance class.				
Light tan fully-footed tights for performances.				
Black short sleeve bodysuit with rounded neckline.				
Black pull-on skirt.				
Red full sole leather dance slipper.				
Hair off the face and in a tight bun.				
Water bottle.				
Dress Wear Item Options				
TIGHTS	BODYSUIT	SKIRT	FOOTWEAR	ACCESSORIES
<ul style="list-style-type: none"> ◆ BLOCH Endura Adaptatote Tights Pink OR ◆ MONDOR Convertible Tights Ballerina Performances: ◆ BLOCH Endura Footed Tights Light Tan 	<ul style="list-style-type: none"> ◆ MONDOR Short Sleeve Leotard Black OR ◆ MONDOR Nylon Short Sleeve Black OR ◆ MOTIONWEAR Short Sleeve Leotard Black OR ◆ Other brands 	<ul style="list-style-type: none"> ◆ BODYWRAPPERS Pull-On Skirt Black OR ◆ CAPEZIO Pull-On Circular Skirt Black OR ◆ MONDOR CH Skirt (Pull-On) Black OR ◆ Other brands 	<ul style="list-style-type: none"> ◆ BLOCH Dansoft Ballet Slipper Red 	<ul style="list-style-type: none"> ◆ BUNHEADS 3" Tipped Hair Pins ◆ BUNHEADS Hair Nets ◆ Extra hair ties

PRE-BEGINNER, BEGINNER [Male]

Uniform Outline		
Plain white t-shirt (summer camp, logo-wear accepted).		
Black dance pants.		
Black full sole leather dance slipper.		
Black socks for all classes and performances (knee-length for performances).		
T-shirt tucked into pants.		
Water bottle.		
Dress Wear Item Options		
SHIRT	PANTS	FOOTWEAR
<ul style="list-style-type: none"> ◆ MOTIONWEAR T-Shirt White OR ◆ BODYWRAPPERS Boys T-Shirt White OR ◆ Other brands 	<ul style="list-style-type: none"> ◆ MOTIONWEAR Jazz Pants Black OR ◆ BODYWRAPPERS Boys Jazz Pant Black OR ◆ Other brands 	<ul style="list-style-type: none"> ◆ BLOCH Dansoft Ballet Slipper Black ◆ BODYWRAPPERS Totalstretch Dance Sock Black OR ◆ Other brands of socks

GRADES 1D, 2C, 2D, 3 [Female]

Uniform Outline				
Pink convertible tights for all classes.				
Light tan fully-footed tights for performances.				
Black high-neck tank bodysuit for all classes.				
Black pull-on skirt for all classes.				
Red full sole leather dance slipper for Core and Ballet.				
Black Elastabootie shoe (no laces) for Intensive.				
Hair off the face and in a tight bun for all classes.				
Water bottle.				
Dress Wear Item Options				
TIGHTS	BODYSUIT	SKIRT	FOOTWEAR	ACCESSORIES
<ul style="list-style-type: none"> ◆ BLOCH Endura Adaptatooe Tights Pink OR ◆ MONDOR Convertible Tights Ballerina Performances: ◆ BLOCH Endura Footed Tights Light Tan 	<ul style="list-style-type: none"> ◆ CAPEZIO High-Neck Tank Leotard Black OR ◆ MONDOR Essentials Tank Leotard Black OR ◆ Other brands 	<ul style="list-style-type: none"> ◆ BODYWRAPPERS Pull-On Skirt Black OR ◆ CAPEZIO Pull-On Circular Skirt Black OR ◆ MONDOR CH Skirt (Pull-On) Black OR ◆ Other brands 	<ul style="list-style-type: none"> ◆ BLOCH Dansoft Ballet Slipper Red ◆ BLOCH Elastabootie Shoe Black 	<ul style="list-style-type: none"> ◆ BUNHEADS 3" Tipped Hair Pins ◆ BUNHEADS Hair Nets ◆ Extra hair ties

GRADES 1D, 2C, 2D, 3 [Male]

Uniform Outline			
Plain white t-shirt for all classes (summer camp, logo-wear accepted).			
Black fitted dance pants for all classes except Ballet.			
Black shorts for Ballet-only (logo-wear accepted).			
Black full sole leather dance slipper for Core and Ballet.			
Black Elastabootie shoe (no laces) for Intensive.			
Black socks for all classes and performances (knee-length for performances).			
T-shirt tucked into pants/shorts.			
Water bottle.			
Dress Wear Item Options			
SHIRT	PANTS	SHORTS	FOOTWEAR
<ul style="list-style-type: none"> ◆ MOTIONWEAR T-Shirt White OR ◆ BODYWRAPPERS Boys T-Shirt White OR ◆ Other brands 	<ul style="list-style-type: none"> ◆ MOTIONWEAR Jazz Pants Black OR ◆ BODYWRAPPERS Boys Jazz Pant Black OR ◆ Other brands 	<ul style="list-style-type: none"> ◆ MONDOR Cotton Classic Short Black OR ◆ ADIDAS Locker Room Boys Knit Shorts Black OR ◆ Other brands 	<ul style="list-style-type: none"> ◆ BLOCH Dansoft Ballet Slipper Black ◆ BLOCH Elastabootie Shoe Black ◆ BODYWRAPPERS Totalstretch Dance Sock Black OR ◆ Other brands of socks

GRADES 4, 5 [Female]

Uniform Outline					
Pink convertible tights for all classes.					
Light tan fully footed tights for performances.					
Black high-neck tank bodysuit for all classes.					
Black pull-on skirt for Grade 4 students, and Grade 5 Core class.					
Black shorts for Grade 5 Intensive students (logo-wear accepted).					
Black Elastabootie shoe (no laces) for all classes except Ballet.					
Pink full sole leather slipper for Ballet-only.					
Hair off the face and in a tight bun for all classes.					
Water bottle.					
Dress Wear Item Options					
TIGHTS	BODYSUIT	SKIRT	SHORTS	FOOTWEAR	ACCESSORIES
<ul style="list-style-type: none"> ◆ BLOCH Endura Adaptatote Tights Pink <p>OR</p> <ul style="list-style-type: none"> ◆ MONDOR Convertible Tights Ballerina <p>Performances:</p> <ul style="list-style-type: none"> ◆ BLOCH Endura Footed Tights Light Tan 	<ul style="list-style-type: none"> ◆ CAPEZIO High-Neck Tank Leotard Black <p>OR</p> <ul style="list-style-type: none"> ◆ MONDOR Essentials Tank Leotard Black <p>OR</p> <ul style="list-style-type: none"> ◆ Other brands 	<ul style="list-style-type: none"> ◆ BODYWRAPPERS Pull-On Skirt Black <p>OR</p> <ul style="list-style-type: none"> ◆ CAPEZIO Pull-On Circular Skirt Black <p>OR</p> <ul style="list-style-type: none"> ◆ MONDOR CH Skirt (Pull-On) Black <p>OR</p> <ul style="list-style-type: none"> ◆ Other brands 	<ul style="list-style-type: none"> ◆ BLOCH V-Front Short Black <p>OR</p> <ul style="list-style-type: none"> ◆ IVIVVA Rhythmic Short Black <p>OR</p> <ul style="list-style-type: none"> ◆ Other brands <p>Note: Shorts cannot be worn for Ballet.</p>	<ul style="list-style-type: none"> ◆ BLOCH Elastabootie Shoe Black <ul style="list-style-type: none"> ◆ BLOCH Dansoft Full Sole Ballet Slipper Pink <p>Note: There may be an additional pair of different performance footwear needed.</p>	<ul style="list-style-type: none"> ◆ BUNHEADS 3" Tipped Hair Pins ◆ BUNHEADS Hair Nets ◆ Extra hair ties

GRADES 4, 5 [Male]

Uniform Outline			
Plain white t-shirt for all classes (summer camp, logo-wear accepted).			
Black fitted dance pants for all classes except Ballet.			
Black shorts for Ballet-only (logo-wear accepted).			
Black Elastabootie shoe (no laces) for all classes except Ballet.			
Black full sole leather dance slipper for Ballet-only.			
Black socks for all classes and performances (knee-length for performances).			
T-shirt tucked into pants/shorts.			
Water bottle.			
Dress Wear Item Options			
SHIRT	PANTS	SHORTS	FOOTWEAR
<ul style="list-style-type: none"> ◆ MOTIONWEAR T-Shirt White <p>OR</p> <ul style="list-style-type: none"> ◆ BODYWRAPPERS Boys T-Shirt White <p>OR</p> <ul style="list-style-type: none"> ◆ Other brands 	<ul style="list-style-type: none"> ◆ MOTIONWEAR Jazz Pants Black <p>OR</p> <ul style="list-style-type: none"> ◆ BODYWRAPPERS Boys Jazz Pant Black <p>OR</p> <ul style="list-style-type: none"> ◆ Other brands 	<ul style="list-style-type: none"> ◆ MONDOR Cotton Classic Short Black <p>OR</p> <ul style="list-style-type: none"> ◆ ADIDAS Locker Room Boys Knit Shorts Black <p>OR</p> <ul style="list-style-type: none"> ◆ Other brands 	<ul style="list-style-type: none"> ◆ BLOCH Elastabootie Shoe Black ◆ BLOCH Dansoft Ballet Slipper Black ◆ BODYWRAPPERS Totalstretch Dance Sock Black ◆ Other brands

GRADES 6, 7 [Female]

Uniform Outline				
Pink convertible tights for all classes.				
Light tan fully footed tights for performances.				
Black high-neck tank bodysuit for all classes.				
Black shorts (no coloured waistbands) for all classes except Ballet (logo-wear accepted).				
Black Elastabootie shoe (no laces) for all classes except Ballet.				
Pink full sole leather slipper for Ballet-only.				
Hair off the face and in a tight bun for all classes.				
Water bottle.				
Dress Wear Item Options				
TIGHTS	BODYSUIT	SHORTS	FOOTWEAR	ACCESSORIES
<ul style="list-style-type: none"> ◆ BLOCH Endura Adaptatoe Tights Pink OR ◆ MONDOR Convertible Tights Ballerina Performances: ◆ BLOCH Endura Footed Tights Light Tan 	<ul style="list-style-type: none"> ◆ CAPEZIO High-Neck Tank Leotard Black OR ◆ MONDOR Essentials Tank Leotard Black OR ◆ Other brands 	<ul style="list-style-type: none"> ◆ BLOCH V-Front Short Black OR ◆ IVIVVA Rhythmic Short Black OR ◆ Other brands <p>Note: Shorts cannot be worn for Ballet.</p>	<ul style="list-style-type: none"> ◆ BLOCH Elastabootie Shoe Black ◆ BLOCH Dansoft Full Sole Ballet Slipper Pink <p>Note: There may be an additional pair of different performance footwear needed.</p>	<ul style="list-style-type: none"> ◆ BUNHEADS 3" Tipped Hair Pins ◆ BUNHEADS Hair Nets ◆ Extra hair ties

GRADES 6, 7 [Male]

Uniform Outline			
Plain white t-shirt for all classes (summer camp, logo-wear accepted).			
Black fitted dance pants for all classes except Ballet.			
Black shorts for Ballet-only (logo-wear accepted).			
Black Elastabootie shoe (no laces) for all classes except Ballet.			
Black full sole leather dance slipper for Ballet-only.			
Black socks for all classes and performances (knee-length for performances).			
T-shirt tucked into pants/shorts.			
Water bottle.			
Dress Wear Item Options			
SHIRT	PANTS	SHORTS	FOOTWEAR
<ul style="list-style-type: none"> ◆ MOTIONWEAR T-Shirt White OR ◆ BODYWRAPPERS Boys T-Shirt White OR ◆ SODANCA Men's T-Shirt White OR ◆ Other brands 	<ul style="list-style-type: none"> ◆ MOTIONWEAR Jazz Pants Black OR ◆ BODYWRAPPERS Boys Jazz Pant Black OR ◆ LULULEMON Discipline Pant Black OR ◆ Other brands 	<ul style="list-style-type: none"> ◆ MONDOR Cotton Classic Short Black OR ◆ ADIDAS Locker Room Boys Knit Shorts Black OR ◆ LULULEMON Cross Chill Shorts Black OR ◆ Other brands 	<ul style="list-style-type: none"> ◆ BLOCH Elastabootie Shoe Black ◆ BLOCH Dansoft Ballet Slipper Black ◆ BODYWRAPPERS Totalstretch Dance Sock Black OR ◆ Other brands

GRADES 8, 9 [Female]

Uniform Outline

Pink convertible tights for all classes.

Light tan fully footed tights for performances.

Black camisole-style (two straps) bodysuit for all classes.

Black shorts (no coloured waistbands) for all classes except Ballet (logo-wear accepted).

Black Elastabootie shoe (no laces) for all classes except Ballet.

Pink canvas split sole slipper for Ballet-only.

Cats paws for Contemporary-only.

Hair off the face and in a tight bun for all classes.

Water bottle.

Dress Wear Item Options

TIGHTS	BODYSUIT	SHORTS	FOOTWEAR	ACCESSORIES
<ul style="list-style-type: none"> ◆ BLOCH Endura Adaptatoe Tights Pink <p>OR</p> <ul style="list-style-type: none"> ◆ MONDOR Convertible Tights Ballerina <p>Performances:</p> <ul style="list-style-type: none"> ◆ BLOCH Endura Footed Tights Light Tan 	<ul style="list-style-type: none"> ◆ MIRELLA Seamed Camisole Leotard Black <p>OR</p> <ul style="list-style-type: none"> ◆ CAPEZIO Princess Camisole Bodysuit Black <p>OR</p> <ul style="list-style-type: none"> ◆ CAPEZIO Contour Bodysuit Black <p>OR</p> <ul style="list-style-type: none"> ◆ Other brands 	<ul style="list-style-type: none"> ◆ BLOCH V-Front Short Black <p>OR</p> <ul style="list-style-type: none"> ◆ IVIVVA Rhythmic Short Black <p>OR</p> <ul style="list-style-type: none"> ◆ Other brands <p>Note: Shorts cannot be worn for Ballet.</p>	<ul style="list-style-type: none"> ◆ BLOCH Elastabootie Shoe Black ◆ BLOCH Pump Ladies Canvas Split Sole Pink ◆ SODANCA Cats Paws <p>Note: There will be additional pairs of different performance footwear needed (boots). The above footwear is for dance class training purposes.</p>	<ul style="list-style-type: none"> ◆ BUNHEADS 3" Tipped Hair Pins ◆ BUNHEADS Hair Nets ◆ Extra hair ties

GRADES 8, 9 [Male]

Uniform Outline			
Plain white t-shirt for all classes (summer camp, logo-wear accepted).			
Black fitted dance pants for all classes except Ballet.			
Black shorts for Ballet-only (logo-wear accepted).			
Men's dance belt for all classes and performances.			
Black Elastabootie shoe (no laces) for all classes except Ballet.			
Black canvas split sole slipper for Ballet-only.			
Cats paws for Contemporary-only.			
Black socks for all classes and performances (knee-length for performances), except Contemporary.			
T-shirt tucked into pants/shorts.			
Water bottle.			
No haircuts three weeks prior to major shows.			
Dress Wear Item Options			
SHIRT	PANTS	SHORTS	FOOTWEAR
<ul style="list-style-type: none"> ◆ CAPEZIO Fitted Tactel Crew Neck White <p>OR</p> <ul style="list-style-type: none"> ◆ SODANCA Men's T-Shirt White <p>OR</p> <ul style="list-style-type: none"> ◆ Other brands 	<ul style="list-style-type: none"> ◆ BODYWRAPPERS Men's Pants Black <p>OR</p> <ul style="list-style-type: none"> ◆ LULULEMON Discipline Pant Black <p>OR</p> <ul style="list-style-type: none"> ◆ Other brands 	<ul style="list-style-type: none"> ◆ ADIDAS Force Men's Shorts Black <p>OR</p> <ul style="list-style-type: none"> ◆ LULULEMON Cross Chill Shorts Black <p>OR</p> <ul style="list-style-type: none"> ◆ Other brands ◆ MONDOR Men's Dance Belt 	<ul style="list-style-type: none"> ◆ BLOCH Elastabootie Shoe Black ◆ BLOCH Pump Men's Canvas Split Sole Black ◆ SODANCA Cats Paws ◆ BODYWRAPPERS Totalstretch Dance Sock Black <p>OR</p> <ul style="list-style-type: none"> ◆ Other brands of socks <p>Note: There will be additional pairs of different performance footwear needed (boots). The above footwear is for dance class training purposes.</p>

BUSINESS CASUAL WEAR

Dancers in Grade 8, 9, and Advanced I.D. must be dressed in business casual attire on any form of tour transportation (i.e. bus, plane) and when walking in and out of theatres and performance venues, including the School's own shows at the Jubilee Auditorium. The following outlines what constitutes "business casual:"

<p>GIRLS</p> <ul style="list-style-type: none"> ◆ SSD logo-wear jackets and non-apparel items are allowed. ◆ Anything other than jeans, lululemon pants, and sweats. Leggings must be paired with a longer tunic type top only.
<p>BOYS</p> <ul style="list-style-type: none"> ◆ SSD logo-wear jackets and non-apparel items are allowed. ◆ Collared long-sleeve or polo style short-sleeve shirts. Must have a collar. ◆ Khaki, chords, or other casual non-denim pants (no jeans, sweatpants, lululemon pants, shorts, dress shorts).

DANCE STORES

SHERWOOD PARK

And All That Jazz

1080B Strathcona Drive, Sherwood Park, AB

780.416.2017 ♦ andallthatjazz.ca

M – THR: 10:00 AM – 7:00 PM

F, SAT: 10:00 AM – 5:00 PM

SUN: Closed



ST. ALBERT

Karries Kostumes & Dance Supplies

2001 Gervais Road, St. Albert, AB

780.460.2626 ♦ karrieskostumes.ca

M – W: 10:00 AM – 7:00 PM

THR: 10:00 AM – 9:00 PM ♦ F: 10:00 AM – 6:00 PM

SAT: 10:00 AM – 5:00 PM ♦ SUN: Closed



NORTH EDMONTON

Adagio Dance & Skate Apparel

114 - 15379 Castle Downs Road NW, Edmonton, AB

780.457.0006

M: 10:00 AM – 5:30 PM ♦ TU, W, F: 10:00 AM – 7:00 PM

THR: 10:00 AM – 8:00 PM ♦ SAT: 10:00 AM – 5:00 PM

SUN: 12:00 PM – 4:00 PM



SOUTH EDMONTON

On Stage

10004-79 Avenue, Edmonton, AB

780.432.7998 ♦ onstageedmonton.com

M – F: 9:30 AM – 5:30 PM

SAT: 10:00 AM – 5:00 PM ♦ SUN: Closed



WEST EDMONTON

All 4 Dance

16332 111 Avenue, Edmonton, AB

780.489.4269 ♦ all4dance.ca

M – F: 10:00 AM – 6:00 PM

SAT: 10:00 AM – 5:00 PM ♦ SUN: Closed



MAKEUP

The numbers indicate the recommended order of makeup application. Makeup needs to be worn at every “stage” performance. This means the Winter Concert, Year End Show, all Festivals, and Malanka. Fake eyelashes, contour, and highlights are only needed for “stage performances.” The makeup is organized by the Core grade. For example, if a Grade 6 dancer is also in Intermediate 2 I.D., they will wear the Grade 6 makeup for the I.D. class.

GIRLS MAKEUP

GRADE	<i>Rosy red blush</i>	<i>Red lipstick</i>	<i>Black mascara</i>	<i>Black eyeliner</i>	<i>Foundation + wedges</i>	<i>Powder + brush</i>	<i>Eye shadow trio</i>	<i>Contour + highlight + brush</i>	<i>Fake eyelashes + glue</i>
PRE-BEGINNER	1	2							
BEGINNER	1	2							
GRADE 1	1	3	2						
GRADE 2	1	3	2						
GRADE 2D	1	4	2	3					
GRADE 3	1	4	2	3					
GRADE 4	1	4	2	3					
GRADE 5	3	6	4	5	1	2			
GRADE 6	3	6	4	5	1	2			
GRADE 7	4	8	n/a	6	1	2	7	3	
GRADE 8	4	8	n/a	6	1	2	7	3	5
GRADE 9	4	8	n/a	6	1	2	7	3	5

OPTIONS FOR GIRLS' MAKEUP BRANDS:

Blush: Sephora #11 Hysterical.

Lipstick: Makeup Forever #C405.

Mascara: CoverGirl OR Revlon.

Eyeliner: Stila eye line definer OR Kat Von D jet black tattoo eyeliner.

Foundation: CoverFX (colour needs to match skin tone).

Powder: Revlon Photoready Translucent Finisher.

Eye Shadow Trio: Sephora #292 Hollywood Calling for outer eye crease AND Sephora#257 No Place Like Home for inside eye crease.

Contour: Sephora #26 Tranquil.

Highlights: Any light concealer or white eye shadow.

Fake eyelashes: Ardelle: 105, 110, 117 OR Quo Lashes: 800, 803, 806, 808.

The numbers indicate the recommended order of makeup application. Makeup needs to be worn at every “stage” performance. This means the Winter Concert, Year End Show, all Festivals, and Malanka. Contour only needed for “stage” performances. The makeup is organized by the Core grade. For example, if a Grade 6 dancer is also in Intermediate 2 I.D., they will wear the Grade 6 makeup for the I.D. class.

BOYS MAKEUP

GRADE	<i>Rosy red blush</i>	<i>Brown lipstick</i>	<i>Black eyeliner</i>	<i>Foundation + wedges</i>	<i>Darkest brown contour + brush</i>	<i>Powder + brush</i>
PRE-BEGINNER	1					
BEGINNER	1					
GRADE 1	1					
GRADE 2	1					
GRADE 2D	1					
GRADE 3	1	2				
GRADE 4	2	3	1			
GRADE 5	2	3	1			
GRADE 6	2	3	1			
GRADE 7	4	6	5	1	3	2
GRADE 8	4	6	5	1	3	2
GRADE 9	4	6	5	1	3	2

OPTIONS FOR BOYS’ MAKEUP BRANDS:

Blush: Sephora #11 Hysterical.

Lipstick: Mac Hug Me.

Eyeliner: Stila eye line definer OR Kat Von D jet black tattoo eyeliner.

Foundation: CoverFX (colour needs to match skin tone).

Contour: Sephora #26 Tranquil.

Powder: Revlon Photoready Translucent Finisher.

COSTUMES

All classes **Beginner and up rent costumes from Shumka School. Following these simple notes when interacting with costumes will go a very long way in extending the overall life of the costume.** Maintenance and repair are the responsibility of the School; however, once costumes go home, families are responsible for maintaining the care and cleanliness.

IMPORTANT COSTUME CARE NOTES

- ◆ Please transport and store all costumes in a garment bag(s). No more than four costumes per costume bag please. After a performance, please air out the costumes.
- ◆ To protect the costume, please stand on a sheet when changing. No part of a costume should ever touch the bare ground.
- ◆ Hangers that costumes are given on must be the ones returned.
- ◆ When hanging a costume, please ensure that all hooks & eyes are attached, snaps are done up, and the costume is hanging properly on the hanger (i.e. shoulders matching the hanger, all items attached, etc.).
- ◆ There is absolutely no eating while in costume. Only water is allowed.
- ◆ All classes must change in and out of costume at the venue. Please do not come or leave dressed in costume. Pre-Beginner hats and headpieces are received at the performances.
- ◆ Please do not clean any part of a costume because there is a specific cleaning method that preserves colour and prevents shrinkage. If at anytime during the season the costume or parts need to be cleaned, please contact the Principal of SSD. Costumes are cleaned on an annual basis.
- ◆ Before going on stage, check to make sure hook & eyes, snaps, and buttons are anchored. These can be found at the sleeves, neck, and crotch. Neck ties should be tied in single knots only please.
- ◆ The volunteers responsible for the classes hats or headpieces should not stuff the items into the storage tote. Please ensure each item maintains its "shape" while in storage.
- ◆ Girls headpiece placement on the head is determined by the costume. Please check the "performance notes" in the handbook section of the Shumka App for specific headpiece placement for each costume.
- ◆ If applicable, please cover any clothing logos with a small piece of non-reflective black tape.
- ◆ Remember to tuck the laces into the top part of the dance slipper.
- ◆ Parents and students are not permitted to enter the costume room.

GENDER SPECIFIC COSTUME NOTES

Please reference the Shumka App for specific "costume wearing" notes for each costume.

The following girls and boy's notes are important to remember for every costume:

GIRLS

- ◆ The **SKIRT, APRON, AND/OR SLIP** needs to be worn at bellybutton height.
- ◆ If the costume has a **SLIP**, remember to wear it.
- ◆ Pin all **HEADPIECES** to the head in an X pattern on both sides of the head (so a total of four pins, two on each side). SSD recommends using the three-inch tipped head pins that can be purchased from dance stores.
- ◆ **HEADPIECE PLACEMENT** on the head is determined by the costume. **Please reference the Shumka App for this information.**

BOYS

- ◆ Pull up **SOCKS** as high as possible (SSD recommends just under knee height) before putting on the pants.
- ◆ The waistline of the **PANTS** should be at bellybutton height, with the drawstring or snaps done up.
- ◆ **HAT** should always be worn flat on the dancer's head, with the decorations on the left side.
- ◆ **POYAS-TYING**: See the Shumka App or website for the poyas-tying instructional video.

COSTUME RENTAL FEES

The fees represent the rental costume fee on a **per dancer** basis. For example, if a family with two children has two costumes per child, the family will pay \$150 per child for a total of \$300 in costume fee rentals.

1 costume/dancer: \$100	2 costumes/dancer: \$150	3 costumes/dancer: \$200
4 costumes/dancer: \$250	5+ costumes/dancer: \$300	Damage Deposit: \$250/family

The damage deposit will not be cashed if the costumes are returned to SSD in reasonably similar condition. The **per dancer** costume fee is capped at \$300/dancer. Anything above five costumes is no charge. This does not apply to additional costumes used for solos/duets/trios/groups. The rental fee for Shumka School Solos - Duets - Trios - Groups is \$100 / additional costume.

Costume rental fees cover the following:

- ◆ **THE RENTAL PROCESS** (SSD families are not responsible for making costumes each year).
- ◆ **DEVELOPMENT** (new costumes, design work, shipping, English to Ukrainian translation).
- ◆ **CLEANING** (handwashing, dry-cleaning, supplies for handwashing, spot treatment).
- ◆ **MATERIALS** (thread, needles, ribbons, snaps, buttons, hooks & eyes, velcro, hat/boot straps, distilled water).
- ◆ **INVENTORY** (duplications of existing costumes based on enrollment).
- ◆ **STORAGE** (cost of storing and maintaining an inventory of more than 700 costumes and hat/headpiece totes).

FEE DUE DATES

FRIDAY, OCTOBER 20: Rental fee due date for students in Grades 5, 6, 7, 8, 9.

SATURDAY, NOVEMBER 4: Rental fee due date for students in Grades 2D, 3, 4

SATURDAY, NOVEMBER 18: Rental fee due date for students in Beginner, Grade 1D, 2C.

SUNDAY, MAY 6 – COSTUME RETURN: All costumes must be returned at the Year End Show. If costumes need to be used for performances/festivals following the Year End Show, please contact the Principal to arrange for this.

COSTUME CONTRACTS

To complete the rental process, at costume pick-up, parents are required to sign a brief contract for each costume being rented. This outlines the Agreement between the School and the family, clarifying expectations for both parties. A copy of each contract is provided to the family. Costumes cannot be given out until the appropriate contracts have been signed by a parent and rental fees paid.

COSTUME DESIGNS

Shumka School of Dance has always believed that when designing Ukrainian dance costumes, simple is better. At festivals and in the community, this can be what immediately differentiates SSD from many other Ukrainian dance groups. Simple and clean costume designs allow the audience member to also focus on the other aspects of the performance, particularly the choreography, technique of the dancers, and the music.

NEW COSTUMES

It is determined during the summer of each year the costumes or costumes pieces that need to be replaced or added.

SSD LOGO-WEAR

SSD is pleased to offer a line of Shumka School of Dance logo-wear and non-apparel items such as water bottles, duffel bags, costume bags, and more! **To order SSD logo-wear**, please complete the order form and submit payment to the Shumka General Office as required. A paper copy of the order form can be picked up at the Shumka General Office, and a printable copy is also posted on the Shumka website. Payment may be made by cash, cheque, debit, Visa or MasterCard. Cheques should be made out to Ukrainian Shumka Dancers.

PERSONALIZATION

Apparel – Optional embroidery. First Name OR Last Name OR Initials.

Water Bottles – Optional laser engraving. First Name OR Last Name OR Initials.

Bags – Optional vinyl name. First Name OR Last Name OR Initials.

MERCHANDISE LIST

ITEM	SIZING	COLOURS	PERSONALIZATION
Pullover Hoodies	Youth (S, M, L, XL) Adult (XS, S, M, L, XL)	Dark Grey Light Grey	Right arm
Zip-Up Hoodies	Youth (S, M, L, XL) Adult (XS, S, M, L, XL)	Dark Grey Light Grey	Right arm
T-Shirts	Youth (XS, S, M, L, XL) Ladies (XS, S, M, L, XL) Adult (S, M, L, XL)	White	NONE
Shorts	Youth (XS, S, M, L, XL) Ladies (XS, S, M, L, XL, 2XL) Adult (XS, S, M, L, XL)	Black	Underneath logo
Sweatpants	Youth (S, M, L, XL) Adult (S, M, L, XL)	Black	Underneath logo
Bomber Jackets	Ladies (XS, S, M, L, XL, 2XL) Adult (XS, S, M, L, XL, 2XL, 3XL)	Black/White	Right arm
Charger Jackets	Youth (XS, S, M, L, XL) Adult (XS, S, M, L, XL)	Black	Right arm
Axis (Windbreaker) Jackets	Youth (XS, S, M, L, XL) Ladies (XS, S, M, L, XL, 2XL) Adult (XS, S, M, L, XL, 2XL, 3XL)	Black/Sport-Red	Right arm
Warm-Up Booties	Youth (XXS, XS) Adult (S, M, L, XL, XXL)	Dark Grey	Back of left foot, initials only
Duffel Bags	n/a	Black	Side pocket
Water Bottles	n/a	White Grey	Back of bottle
Costume Bags	n/a	Black	Under logo
Leg Warmers	Youth and Adult sizes		

PERFORMANCES...

PERFORMANCE	DATE & TIME	LOCATION
Cobblestone Freeway International Travel Affair	SUNDAY, NOVEMBER 26 1:00 PM	St. John's Cultural Centre 10611 110 Avenue, Edmonton, AB
Edmonton General Hospital Christmas Performances	SUNDAY, DECEMBER 17 1:30 & 3:00 PM	Edmonton General Hospital 11111 Jasper Avenue, Edmonton, AB
St. Sophia's Ukrainian Catholic Parish Performance	SATURDAY, JANUARY 13 8:30 PM	Ardrossan Recreation Complex 80 1 Avenue, Ardrossan, AB
Deep Freeze: Byzantine Winter Festival	SUNDAY, JANUARY 14 5:00 – 5:45 PM	New Moon Pavilion 91 Street and 118 Avenue, Edmonton, AB
Edmonton General Hospital Performances	SUNDAY, FEBRUARY 4 1:30 & 3:00 PM	Edmonton General Hospital 11111 Jasper Avenue, Edmonton, AB
Winter Concert Shumka School Performance	SUNDAY, FEBRUARY 25 2:00 PM	Northern Alberta Jubilee Auditorium 11455 - 87 Avenue, Edmonton, AB
Camrose Culture Fuze Dance Festival	MARCH 9 – 11	Jeanne & Peter Lougheed Performing Arts Centre 4501 - 50 Street, Camrose, AB
Grande Prairie Vitaemo Dance Festival	MARCH 24 – 25	Grande Prairie Regional College 10726 106 Avenue, Grande Prairie, AB
PFE Dance Showcase	APRIL 19 – 20 All SSD on these days.	Prairieland Park, Hall A 503 Ruth Street East, Saskatoon, SK
Vermilion Dance Festival	APRIL 21 – 22 All SSD on these days.	Lakeland College 5707 College Drive, Vermilion, AB
Year End Show Shumka School Performance	SUNDAY, MAY 6 2:00 PM	Northern Alberta Jubilee Auditorium 11455 - 87 Avenue, Edmonton, AB
U-Fest	SATURDAY, MAY 26 TBA	Bordon Park 7507 Borden Park Rd, Edmonton, AB

STUDENT PERFORMANCE PARTICIPATION

CLASS	REGION	Travel Fair	General Hospital	St. Sophia's Malanka	Deep Freeze Festival	General Hospital	SSD Winter Concert	Camrose Dance Festival	Grande Prairie Dance Festival	PFE Dance Festival	Vermilion Dance Festival	SSD Year End Show	U-Fest
		NOV 26	DEC 17	JAN 13	JAN 14	FEB 4	FEB 25	MAR 9-11	MAR 24-25	APR 19-20	APR 21-22	MAY 6	MAY 26
Pre-Beginner	Hutsul'shchyna						✓					✓	
Pre-Beginner SP	Bukovyna						✓					✓	
Beginner	Central Ukraine						✓					✓	
Beginner SP	Central Ukraine						✓					✓	
Grade 1D	Central Ukraine						✓	✓				✓	
Grade 1D SP	Central Ukraine						✓	✓				✓	
Grade 2	Central Ukraine						✓	✓				✓	
Grade 2 SP	Central Ukraine						✓	✓				✓	
Grade 2D	Bukovyna						✓	✓				✓	
Grade 2D SP	Bukovyna						✓	✓				✓	
Grade 3	Hutsul'shchyna						✓	✓				✓	
Grade 4	Bukovyna					✓	✓	✓			✓	✓	
Grade 4 SP	Zakarpattia					✓	✓	✓			✓	✓	
Grade 5 D1	Polissia					✓	✓	✓			✓	✓	
Grade 5 D2	Hutsul'shchyna							✓			✓	✓	
Grade 6 D1	Bukovyna					✓	✓	✓			✓	✓	
Grade 6 D2	Volyn							✓			✓	✓	
Grade 7 D1	Zakarpattia					✓	✓	✓			✓	✓	
Grade 7 D2	Podillia							✓			✓	✓	
Grade 8 D1	Polissia					✓	✓	✓	✓	✓	✓	✓	
Grade 8 D2	Hutsul'shchyna						✓	✓	✓	✓	✓	✓	
Grade 9 D1	Bukovyna					✓	✓	✓	✓	✓	✓	✓	
Grade 9 D2	Central Ukraine						TBA	✓	✓	✓	✓	✓	
JNR ID	Polissia		✓	✓	✓	✓	✓	✓			✓	✓	
INT 1 ID D1	Storyline		✓	✓	✓		✓	✓			✓	✓	
INT 1 ID D2	Volyn						✓	✓			✓	✓	
INT 2 ID D1	Storyline		✓	✓	✓		✓	✓			✓	✓	
INT 2 ID D2	Kuban						✓	✓			✓	✓	
ADV ID D1	Hopak	✓	✓	✓	✓	✓	✓	✓	✓	✓	✓	✓	
ADV ID D2	Pryvit	✓	✓	✓	✓	✓	✓	✓	✓	✓	✓	✓	
ADV ID D3	Storyline		✓	✓	✓		✓	✓	✓	✓	✓	✓	
ADV ID D4	Bukovyna						✓	✓	✓	✓	✓	✓	
ADV ID D5	Volyn									✓	✓	✓	
ADV CONTP. D1	Zabava					✓	✓	✓	✓	✓	✓	✓	
ADV CONTP. D2	Holod							✓		✓		✓	
ADV CONTP. D3	Character						TBA	✓	✓	✓	✓	✓	

CONCERTS

Shumka School hosts two annual concerts at the Northern Alberta Jubilee Auditorium, the Winter Concert and the Year End Show. Both shows begin at 2 PM. The Winter Concert is usually a shorter performance since some dances might not be completed by the Winter Concert. Concert programs are distributed at the theatre before each performance. On the right is an example of the previous years' concert order. The Year End Show is professionally filmed by BlueToque Productions and is available for purchase on DVD and Blu-ray starting in April each year, with distribution usually by the end of the summer. Both shows are professionally photographed, and the photos are made available to families at no cost following the shows. The Winter Concert is also filmed but for archive and student/teacher review purposes only.

GENERAL CONCERT INFORMATION

Paid parking is available in the Jubilee Parking Complex, Backstage Parking Lot, and Education Parking Complex. Drop-off and pick-up for all dancers happens at the main lobby of the Jubilee Auditorium. There is no access through the backstage door. Families will travel to the backstage area using the "backstage access hallway" labelled on the backstage map shown below. **A version of the backstage map sent out prior to the concerts will also detail dressing room locations for all students.** Except for Pre-Beginner students, all students change into and out of costume at the venue (Pre-Beginner students will receive the hats/headpieces at the concerts). Both shows include "a pre-show staging rehearsal" typically starting at 10 AM. This is to ensure optimal placement of dancers on the stage for the performance. It is usually the Intensive Division dances, Grades 7, 8, 9, Advanced Contemporary, and any other large group dances (like all-girls or all-boys dances) that are included as part of the pre-show staging rehearsal. This also provides the older dancers an opportunity to setup quick-change areas.

PRE-SHOW STAGING REHEARSAL STUDENTS:	15 minutes prior to the scheduled time for the class (schedule posted prior to concerts)
EVERYONE ELSE ARRIVAL:	12:45 PM

CONCERT PROCESS

Follow these items and Shumka volunteers will take care of the rest! The dancers will be supervised from the moment they are initialled in to the moment they are initialled out. There is a separate arrival process for pre-show staging students (see on next page). Parents and other siblings can accompany the class to the backstage dressing rooms to help the kids get ready, if needed, and then proceed back the same way.

1. Enter through the main lobby doors of the Jubilee Auditorium.
2. The Shumka volunteers will be lined up in the main lobby area holding up signs labelled with a class.
3. Find your class or classes and **INITIAL-IN** your child with the Shumka volunteer holding the sign to let them know you have arrived. Older dancers can INITIAL-IN themselves. Classes will not proceed to the backstage dressing rooms until all required students have been INITIALLED IN, so punctuality is important.

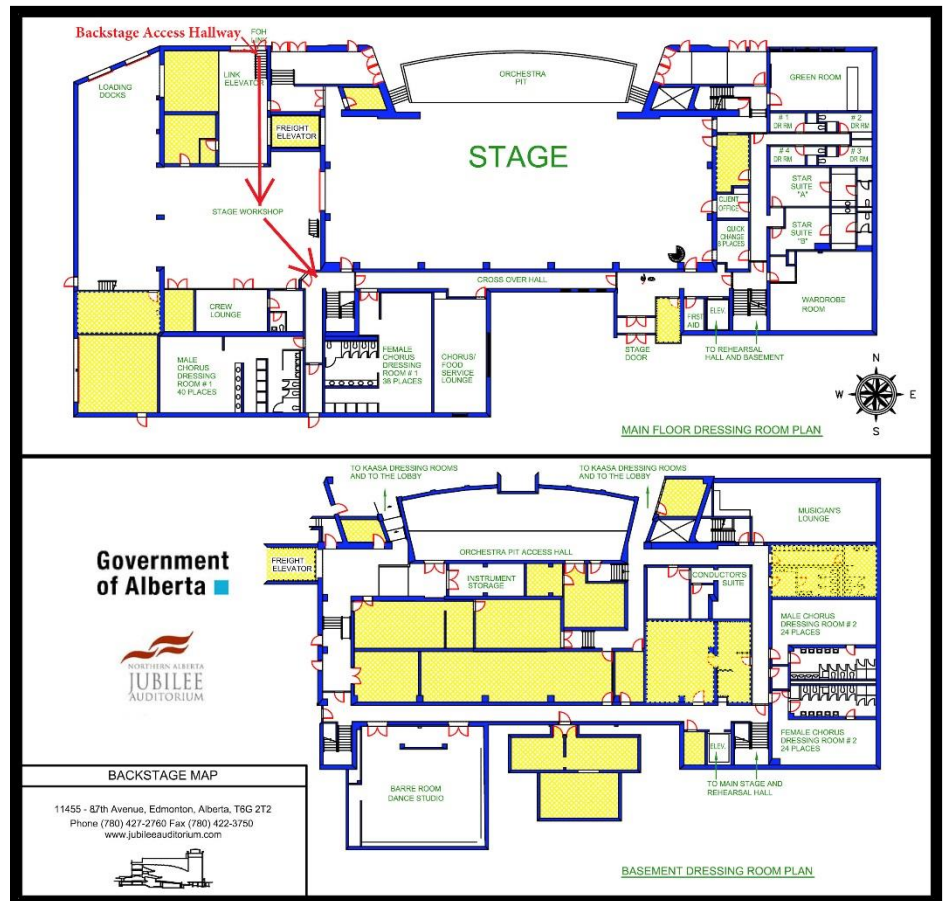
2017 Winter Concert DRAFT Show Order

#	CLASS	REGION	LENGTH
1	Advanced ID	Volyn	5.00
2	Grade 6	Polissia	3.28
3	Junior ID	Zakarpattia	4.47
4	Advanced ID	Hutsul'schyna	3.20
5	Grade 5	Hutsul'schyna	3.10
6	Grade 8	Volyn	3.11
7	Grade 1	Central Ukraine	2.28
8	Pre-Beginner	Bukovyna	3.26
9	Grade 2D	Bukovyna	2.45
10	Beginner SP	Central Ukraine	1.40
11	Grade 2 SP	Central Ukraine	3.01
12	Grade 3 SP	Western	3.05
13	Advanced CD	Holod	3.02
14	Grade 7	Zakarpattia	3.56
15	Beginner	Central Ukraine	2.00
16	Grade 1D SP	Central Ukraine	2.15
17	Grade 2	Central Ukraine	2.30
18	Pre-Beginner SP	Hutsul'schyna	3.10
19	Grade 4	Bukovyna	2.30
20	Grade 8	Kuban	3.30
21	Grade 9	Pokuttia	3.35
22	Grade 3	Polissia	3.30
23	Intermediate ID	Hutsul'schyna	5.00
24	Advanced CD	Spring	4.03
25	Advanced ID	Central Ukraine	5.00

2017 Year End Show FINAL Show Order

#	CLASS	REGION	LENGTH
1	Advanced ID	Pryvit	8.27
2	Intermediate ID	Hutsul'schyna	5.02
3	Junior ID	Zakarpattia	4.15
4	Grade 1D SP	Central Ukraine	2.47
5	Grade 9	Polissia	3.14
6	Grade 2	Central Ukraine	3.01
7	Grade 2 Diploma	Bukovyna	3.10
8	Jacob & Danica	Bukovyna	1.54
9	Pre-Beginner SP	Hutsul'schyna	2.34
10	Grade 8	Hutsul'schyna	3.42
11	Grade 5	Hutsul'schyna	3.19
12	Advanced ID Boys	Hutsul'schyna	3.18
13	Beginner SP	Central Ukraine	2.29
14	Advanced Foundation	RAD Pointe	3.11
15	Grade 3 SP	Southwestern	3.02
16	Grade 8	Kuban	3.30
17	Grade 6/7	Central Ukraine	3.29
18	SHUMKA	Central Ukraine	3.48
<i>Intermission</i>			20.00
19	Advanced CD	Spring	4.02
20	Pre-Beginner	Bukovyna	3.07
21	Beginner	Central Ukraine	3.04
22	Grade 1	Central Ukraine	2.23
23	Grade 2 SP	Central Ukraine	2.59
24	Grade 7	Zakarpattia	3.53
25	Grade 9	Pokuttia	3.29
26	Grade 6	Polissia	2.44
27	Grade 5	Volyn	3.05
28	Grade 8	Volyn	3.08
29	Grade 4	Bukovyna	3.19
30	Advanced ID Ladies	Volyn	4.45
31	Alyssa Stoddard	Volyn	1.57
32	Grade 3	Polissia	3.27
33	Intermediate ID	Volyn	4.10
34	Advanced CD	Holod	3.02
Emcee			12.00
35	Advanced ID	Central Ukraine	4.55

4. Once everyone in a class has INITIALLED-IN, the SHUMKA volunteer will take the group backstage to the assigned dressing rooms. Parents can accompany the class to the backstage dressing rooms, only if needed.
5. When possible, dancers will be taken to the first balcony to watch the show. If the dancer has more than two dances in a show, the dancer will remain backstage for the duration of the show. If the dancer has more than two dances and timing-wise, it is still possible to watch from the first balcony, then every effort will be made to ensure this happens. **PICK-UP after the show happens in the main lobby.** BEFORE leaving, all dancers must be **INITIALED-OUT** with the same Shumka volunteer. Parents can travel backstage following the show to help the kids gather their items, but if possible, to help manage the amount of people backstage, **please pre-arrange to have one parent help a group of kids.** There is no access allowed through the backstage doors. Parents must travel to and from the backstage area using only the "backstage access hallway" labelled on the backstage map.



PRE-SHOW STAGING REHEARSAL ARRIVAL PROCESS

If the dancer is required to attend the pre-show staging rehearsal, the arrival process for these students is as follows:

- ◆ Enter through the main lobby doors of the Jubilee Auditorium. Head to the Shumka table on the stage left side of the main lobby (look for the red Shumka table cloth). Wait there and a Shumka volunteer will take the dancer to the backstage dressing rooms. Parents of the Junior and Intermediate I.D. families can join the dancers if changing assistance is needed. These Shumka volunteers will be making trips back and forth throughout the duration of the staging rehearsal. After the staging rehearsal, these students will travel back to the dressing rooms where the other students from the 12:45 PM arrival time will be gathering. From this point, the remainder of the process is the same as outlined above.

FESTIVALS

Shumka School participates in several Ukrainian dance festivals each year, since these opportunities provide the following:

- ◆ Psychological and physical development.
- ◆ The opportunity for a dancer to become comfortable on stage performing for an audience.
- ◆ Feedback from independent adjudicators who can provide valuable insight into the development of the class.
- ◆ A valuable social gathering where students from around the provinces can share their love of dance and culture.

SSD is also aware that festivals can be a challenging experience. Instructors will impress upon the students that it is the experience of the festival that is important and not just the resulting marks and medals. Every dancer is expected to focus on the group and personal achievements, and not compare themselves to other dancers or groups. The adjudicator provides his or her opinion and it is important to understand that this is just one person's opinion.

HOW DO FESTIVALS WORK?

SSD determines the festivals and submits the entries for the classes into each festival. SSD does not control the timing of the performances, nor when the festival sends a finalized schedule. Please reference the "**SSD performance participation checklist sheet**" to find out the festivals each class and dance will be attending. Dancer attendance at festivals is expected. Students should arrive at least 60 minutes prior to the scheduled performance time. These times can be found on the festival schedule documents distributed by the School prior to the festivals. To allow for a proper warm-up, students in the Advanced Intensive Division and Grades 7, 8, and 9 Core classes should arrive 90 minutes prior to the scheduled performance time. Dancers can expect to perform in a grouping of between four and twenty other groups. This grouping is called an "adjudication category." After the last dance in an adjudication category, all the students in every group in the adjudication category are brought on stage. The adjudicator may then make some summary comments for the adjudication group, as well as comments for individual groups or dancers. Sometimes, the adjudicator will ask questions (like the name of the student's dance or region of Ukraine) or ask groups to demonstrate or practice a certain step. Instructors prepare the students ahead of time with this information. The festival then proceeds to read out the marks and medals received by each group. At festivals, all students receive medals. Some festivals only read out the medal and not the mark. Parents can view as the audience in the theatre. Most festivals charge for entry into the theatre, but do not typically charge the performers. In the class following the festival, the dancers listen to the adjudication comments and/or watch the adjudication video.

OTHER IMPORTANT CONCERT AND FESTIVAL NOTES

- ◆ **Video or photography of the performances is strictly prohibited at all dance festivals and SSD concerts.** Classes will be disqualified from a festival should this happen. Also, the Jubilee Auditorium ushers monitor the audience.
- ◆ Material covered just prior to a performance or festival is crucial to what appears on stage.
- ◆ On the day of the festival, ensure that all the details surrounding arrival and performance are known well in advance.
- ◆ Late arrivals cause stress for other dancers and the instructor. Upon arrival, find out where dancers are supposed to go and either change immediately or go to rehearsal.
- ◆ Hair should be in a performance bun ahead of time, or dancers should arrive earlier than the one-hour call time. Please see the website under uniform, and app under costumes, for a **performance bun step-by-step instructional video**. The same bun process is used for regular dance classes.
- ◆ No gum, watches, or jewelry (including earrings, rings, necklaces, bracelets). No sparkles or glitter.
- ◆ Please note that festival schedules can occasionally run behind schedule. After a dance is finished, dancers should stay for the adjudication, unless the dancer has another dance in the next category or two, at which point, the dancer would miss the adjudication to change and get ready for the next dance. If there is time, the dancer can change quickly and receive the adjudication in a different costume. These situations should be pre-communicated to the Principal of the School.
- ◆ Check all costumes the night before. Make sure they are clean and in good repair. Then check them again the next morning. **Reference the costume piece list in the Shumka app.**

Things to think about during a performance for dancers:

- ◆ Stay back from the wings until it is time to line up. If there are no wings – stand quietly and professionally in the designated area. When lined up behind a wing, to avoid being seen by the audience, stay as close to the wing as possible without touching it. A general rule, if the dancer can see the audience, the audience can likely see the dancer!

- ◆ Please stay close to the group always.
- ◆ Go to the washroom before getting dressed.
- ◆ Double check a friends' costumes before going on stage.
- ◆ **Costume pieces falling off and on to the stage is unacceptable.**
- ◆ If something falls onto the stage – be discreet, pick it up and get it off the stage, and then everybody can enjoy the rest of the dance.
- ◆ Always clap for other performers.
- ◆ If there is a problem with the music, keep smiling and dancing. Try to complete the dance without the music, or until it kicks back in. Never stop dancing or leave the stage.
- ◆ When passing behind a backdrop curtain in some theatres (not every theatre has a backdrop curtain), walk slowly, quietly and against the back wall. Do not touch the backdrop curtain, as the audience can see this. They can also see when somebody is running behind the backdrop curtain.
- ◆ No talking backstage, and whisper in the backstage "holding tank."
- ◆ No fooling around or horse play.
- ◆ Be professional always – dancers are ambassadors for the Shumka School.
- ◆ Don't touch anything backstage.

SOLOS/DUETS/TRIOS/GROUPS

This includes preparation for solos, duets, trios, or group dances for festivals and other performances.

This type of instruction is arranged directly between the family and selected instructor, so it is the prerogative of the family to find and contact an instructor. Students are welcome to select any dance instructor, regardless if they teach at Shumka School. A good place to start is the Shumka website/app list of instructors. Please contact the Principal for additional instructor suggestions if needed. Students are encouraged to dance with whomever they would like. Examples include, but are not limited to, themselves, peers from the same or different class (Core, ID, etc.), siblings, younger/older, etc.

Dancers and/or parents should consult with the student's Core Ukrainian class instructor(s) to determine if doing an extra dance or dances is advised. **Shumka School must approve all groups containing five or more dancers.** Please communicate with the Principal prior to solidifying an instructor if the group has five or more students.

The deadline to submit the private instruction festival form and fees, and if applicable, costume rental fee, to Shumka School is Saturday, December 9. Forms after this date will not be accepted. This means all decisions about costuming, instruction, and festival selection must be made in advance of this deadline.

POLICY & PROCESS

All solos, duets, trios, and groups featuring Shumka School dancers will be entered under Shumka School of Dance at all chosen festivals. A list of dance festivals can be viewed at: <http://abuda.ca/index.php/organizations/festivals/>.

For solos, duets, trios, and groups, the families choose the festivals to attend. Students entering festivals that Shumka School is already attending will have the dances staged by the attending instructor (usually the Principal). If the dancer would like to participate in additional festivals (which is always encouraged), arrangements will need to be made for the family to "stage" the dance. This is a relatively simple process that includes rehearsal, checking in with the festival volunteer in charge of bringing groups to and from backstage, and playing the music backstage.

Find and speak with an available instructor. The instructor will communicate the fee they charge for teaching the dance. These fees can vary and are determined between the instructor and the family. The instructional fees are not processed through the Shumka Office. Studio rent will not be charged for instruction containing Shumka School

students. If a region is chosen that is different from the student's Core or I.D. classes, please speak with Principal to ensure a costume in the selected region is available to rent. **The rental fee per costume for an extra dance is \$100/costume.**

Once the aforementioned information has been organized, sign up on the **private instruction sheet** located on the bulletin boards at the Edmonton or Sherwood Park studios. Complete the **Festival Registration Form**, indicating the selected festivals. SSD will require the entry fees associated with each of the festivals, as well as a \$30 administration fee, per solo, duet, trio, or group, by the specified deadline.

TOURING

Shumka School of Dance offers students in the senior classes touring opportunities to dance festivals around the provinces. This typically includes group bus transportation to and from the dance festivals, group hotel bookings, workshop participation, and lots of great bonding and memories to last a lifetime! Below is an **example** travel itinerary from the most recent group trip:

<p>DAY 1 – Friday, March 24, 2017:</p> <p>3:45– 4:15 PM Arrival at Shumka Dance Centre Loading Bus</p> <p>4:15 PM Depart from Shumka Dance Centre</p> <p>6:30 PM Stop at Tim Hortons in Whitecourt</p> <p>7:00 PM Depart from Whitecourt</p> <p>9:15 PM Arrival and check in at Holiday Inn & Suites, Grande Prairie. Pool time (open until 11 PM), unwind, sleep</p> <p>11:15 PM LIGHTS OUT!</p>	<p>DAY 2 – Saturday, March 25, 2017:</p> <p>8:00 – 9:30 AM Wake-up, get ready, free hot breakfast at hotel</p> <p>9:30 AM Meet in lobby and load bus</p> <p>9:45 AM Depart for Grande Prairie Regional College</p> <p>9:50 AM Arrive at Grande Prairie Regional College</p> <p>11:00 AM – 5:15 PM Performing (reference festival schedule document)</p> <p>5:30 PM Meet at entrance doors to college</p> <p>5:45 PM Depart from Grande Prairie Regional College to Holiday Inn & Suites</p> <p>6:30 PM Meet in hotel lobby</p> <p>6:45 – 8:00 PM Group meal</p> <p>8:00 – 9:30 PM Evening social at Regional College (same place as location of festival)</p> <p>9:30 – 10:45 PM Return to hotel, free time, pool time, PACK, nobody leaves the hotel.</p> <p>11:00 PM Lights out</p>	<p>DAY 3 – Sunday, March 26, 2017:</p> <p>6:15 – 7:30 AM Wake-up, get ready, free hot breakfast buffet at hotel (breakfast starts at 7 AM).</p> <p>7:40 AM Meet in lobby and load bus. CHECK OUT of HOTEL</p> <p>7:50 AM Depart for Grande Prairie Regional College</p> <p>8:00 AM Arrive at Grande Prairie Regional College</p> <p>9:00 AM – 12:15 PM Performing (reference festival schedule document)</p> <p>12:45 – 2:00 PM Regional dance workshop with adjudicator</p> <p>2:30 PM Depart for Edmonton</p> <p>4:45 PM Stop at Tim Hortons in Whitecourt</p> <p>5:30 PM Depart from Whitecourt</p> <p>7:30 PM Arrive at Shumka Dance Centre</p>
--	--	--

ROOMING

Rooming is dependent on the number of students attending the trip. In previous trips, three to four dancers shared one hotel room. All is booked in advance by the School. Students cannot choose roommates; however, the School is always thoughtful when creating the rooming groups.

CHAPERONES

The number of chaperones is determined by the number of students attending the trip. In previous trips, there were five parent chaperones and two Shumka dancer chaperones in attendance. Chaperones will be chosen by the School.

FEES & FUNDRAISING

Families will be asked to pay a fee to help cover the cost of the bus transportation, hotel accommodations, and any workshops. To help keep the costs of these group trips as low as possible, families can fundraise. Participating in these fundraisers is not mandatory, but all proceeds raised for the trips will be divided equally amongst families participating in the fundraising. For example, if the group raises \$5,000 total through the fundraising efforts, the \$5,000 is divided equally amongst all the dancers participating in fundraising and are travelling with the group on the bus and staying with the group at the hotels. SSD encourages everyone to participate, and it will be fun! Contact the Shumka Office for more details.

TRIP RULES & GUIDELINES

- ◆ Punctuality is key in ensuring a stress-free trip. Please be five minutes early for all itinerary commitments.
- ◆ Alcohol and drug consumption is prohibited, regardless of age. Students caught will be sent home immediately, and the expense of this will be passed on to the family.
- ◆ Quiet hours in the hotel are from 10 PM to 7 AM. The chaperones and staff supervisors will monitor the hallways after "lights out" and will do a "pre-lights out" room check.
- ◆ No running allowed in the hotel and hallways.
- ◆ No excessive noise in lobby and stairwells.
- ◆ No jumping on beds, slamming doors or banging walls.
- ◆ Please do not incur extra hotel room charges (i.e. purchasing movies or opening the snack bar), as these kinds of things significantly delay the checkout process, and the dancer will be responsible for the cost.
- ◆ Please do not remove any items from the hotel rooms (i.e. pillows, towels, etc.) as these items are counted at checkout. This also delays the checkout process if things are missing.
- ◆ Please do not misplace room key cards as they sometimes need to be returned at checkout.
- ◆ Please follow common sense pool safety rules (i.e. keep in mind it is still a public space).
- ◆ Following the Shumka School **etiquette guidelines**, as outlined in the etiquette section of this Handbook.

INTERNATIONAL TOURING

In August of 2017, 20 dancers from the Intensive Division travelled to Ukraine to take part in the International Ukrainian Dance & Culture Festival. The group was honoured to perform in the Main Square of Lviv, in Shevchenkivskyi Hai Open Air Museum, and at the Lviv Opera House, along with dance companies and choirs from around the world. The adventure also included workshops with the Volyn State Dance Ensemble, Virsky and more. Additional tour stops included Lutsk, Kosiv, Chernivtsi and Kyiv, where the 16-day tour concluded with a performance on Ukraine's Independence Day followed by a concert by the famed Virsky Ensemble. It was the experience of a lifetime! **Families can look forward to international touring opportunities approximately once every 2 – 3 years.**

ETIQUETTE...

- ◆ Dance is an art form requiring respect. Respect should always be shown towards: instructors (please address all instructors by adding a Miss, Mrs., or Mr. in front of the first name), the art form, fellow classmates and other dancers, staff members, personal property, and studio facilities/equipment.
- ◆ Please remove all outdoor footwear when entering the dance studios to ensure a clean and safe dancing environment. Shoe racks are provided to help keep dirt outside the studio. If the racks are full, please place footwear off to the side away from the pathway of the entrance door and costume room.
- ◆ Dancers are expected to follow the School uniform, as outlined in the uniform section of this Handbook.
- ◆ Dancers are expected to learn the proper etiquette when entering and leaving a class (as explained by the instructor(s) of the class).
- ◆ Parents should refrain from entering the studio during class times as it is distracting to the students and instructors. This includes opening the studio doors at any time. To view progress, there are regularly scheduled viewing times throughout the year, performing opportunities, report cards, and the class videos accessed through the Shumka app.
- ◆ Politeness, courtesy and appropriate language and behaviour are required always.
- ◆ Chewing gum or other food in class is prohibited.
- ◆ Electronic devices are not permitted in the dance studios.
- ◆ Bathroom breaks should be taken before class begins, or during breaks. Water breaks will be given only when the instructor gives permission.
- ◆ Teamwork is expected. Dancers will be positive and encourage other dancers to improve themselves and the group. Dancers will respect one another's progress and be supportive of any differences.
- ◆ Running, yelling, and fooling around in the studio or the hallways is not acceptable behaviour.
- ◆ Props and costumes not being used during the class should not be touched.
- ◆ Dance mirrors are not to be touched at anytime.
- ◆ The JV curtain divider is not to be touched at anytime.
- ◆ Studio and dressing room fixtures, pictures, and equipment must not be touched or disturbed. This includes exercise balls or set pieces kept in the hallways or studios.
- ◆ Instructors may have additional class rules that should be recognized always.

ATTENDANCE

- ◆ Attendance is expected and appreciated at the following: all scheduled classes, Winter Concert, Year End Show, dance festivals, community performances, photo day, costume fittings, and make-up classes.
- ◆ Continuous absences are disruptive and do not have a positive impact on classroom dynamics and preparedness for performances.
- ◆ Students with injuries or minor illnesses are expected to attend and watch class. Much can be learned and reviewed when watching from the side.
- ◆ **If a dancer is going to be absent from class**, either the dancer or the parent must advise the General Office in advance or on that day by phone call or email. The Office will communicate the message to the applicable instructors. If the Office cannot be reached by phone, please send an email, and usually the message will be communicated in time for the class.
- ◆ Verbal or written notice of anticipated future absences should be provided to the instructor as soon as possible.

PUNCTUALITY

- ◆ Dancers are to be present and prepared for class five minutes in advance of the scheduled class time.
- ◆ Being late for class is not respectful. It breaks concentration and causes disruption among the other dancers. The younger the dancers, the greater the disruption.
- ◆ Parents should ensure that children are picked up promptly after class and are not left waiting for a ride.
- ◆ Should the student exhibit a pattern of late arrivals, disciplinary measures may be considered.

CONDUCT POLICY

If a student should cause continued disruption to the class due to absences, late arrivals, improper attire or inappropriate behaviour, the following courses of action will take place:

1. In class, the instructor will deal with the situation in an appropriate manner.
2. If the behaviour continues, an email or phone call will be made to the parent regarding the situation.
3. If the behaviour continues, a meeting will be called with the instructor, Principal, and the parents.
4. Should the behaviour persist, the student may be asked to withdraw from the program.

Shumka School of Dance is completely opposed to bullying and will not tolerate it. Bullying is an act of aggression, causing embarrassment, pain or discomfort to someone. It can take several forms; physical, verbal, making gestures, extortion and exclusion. This can apply to **students bullying other students, parents bullying other students, and parents bullying other parents, instructors or staff members.** First instances of bullying will be dealt with on a case-by-case basis, with the opportunity for reconciliation being the priority outcome. Repeated instances of bullying will result in complete removal from the program.

BULLYING IS NOT

- ◆ It is important to understand that bullying is not the odd occasion of falling out with friends, name calling, arguments or when the occasional trick or joke is played on someone. **It is bullying if it is done several times on purpose.** Children can experience a falling out or say things because they are upset. When occasional problems of this kind arise, it is not classed as bullying. It is an important part of a child's development to learn how to work through friendship breakdowns, the odd name calling or childish prank. We all must learn how to deal with these situations and develop social skills to repair relationships.

BULLYING CAN BE

- ◆ Repeated instances of emotionally being unfriendly, excluding, tormenting, ridicule or humiliation.
- ◆ Repeated instances of verbal name-calling, sarcasm, spreading rumours, threats, teasing, making rude remarks, or making fun of someone.
- ◆ Physical pushing, kicking, hitting, pinching, throwing things, biting, spitting, punching, or any other forms of violence, and taking or hiding someone's things.
- ◆ Online/cyber setting up 'hate websites,' sending offensive text messages or emails, and abusing the victims via mobile phones.

PERFORMANCE ETIQUETTE FOR DANCERS

- ◆ While at dance festivals, dancers are representatives of Shumka 24/7, so be mindful of behaviour, attitude, and dress, in the following situations: dressing rooms, practice halls, backstage, Boston Pizza, Tim Hortons, hallways, outside, hotels, hotel pools, and inside the theatre.

- ◆ Be mindful of tone and "how" things are said. Students should speak in a positive, peppy tone towards other dancers, instructors, and festival volunteers.
- ◆ No feet on the backs of chairs when sitting in the audience at dance festivals.
- ◆ Please do not engage/give attention to, negative behaviour/comments. This is the best defence against negative comments.
- ◆ Shumka School students are expected to always be complimentary, humble, polite, and positive.
- ◆ Please schedule enough time to eat and fully warm up. The "arrival times" do not include time for longer warm-ups.
- ◆ Costume hanging will be regularly monitored by attending instructors and costume staff.
- ◆ Males must be clean-shaven for all performances.
- ◆ Dancers in Grade 8, 9, and Advanced I.D. must arrive in business casual attire for all performances (reference the business casual dress attire in the uniform section of this Handbook).
- ◆ Warm-up wear should be Core class uniform attire, though, all SSD logo-wear items are permitted for warm-up and rehearsals.
- ◆ There is absolutely no talking or giggling while dancing on stage. On stage, if dancers need to "lick their lips," please try and do so when facing away from the audience.

VOLUNTEERING...

POLICY

Due with the first tuition payment at the start of the dance season, each family is asked to provide an undated cheque to secure its volunteer obligation. The family (dancers, parents, or siblings) can fulfill the commitment by volunteering for one or more of the listed volunteer jobs with Shumka School. The undated cheque will be destroyed at the end of the dance season if the required number of hours is fulfilled. If the volunteer commitment is not met by the end of the dance year, the undated cheque will be cashed, and the family will receive a tax-deductible receipt for this donation.

VOLUNTEER AMOUNTS

1 DANCER/family ◆ \$100 undated cheque ◆ 4 volunteer hours required	2 DANCERS/family ◆ \$150 undated cheque ◆ 8 volunteer hours required
3 DANCERS/family ◆ \$200 undated cheque ◆ 12 volunteer hours required	4+ DANCERS/family ◆ \$250 undated cheque ◆ 16 volunteer hours required

PROCESS

To volunteer for a position:

Reference the list of **volunteer opportunities for SSD families**, posted on the Shumka website, the Shumka app, the bulletin board in Edmonton and Sherwood Park, and in this Handbook (see below). Contact the Shumka General Office with the preferred jobs (EXAMPLE: please sign me up for 'job #16'). If there is a dance class associated with the job, such as costume headpieces, please also include the class. SSD will then follow up with details regarding the chosen job(s). Parents, SSD dancers, other siblings, or another non-ssd substitute can volunteer to fulfill the obligation. Shumka School students are welcome to fill positions that are age appropriate.

Names will be added to positions on a first come, first serve basis. If the position is full, the family will be notified and asked to provide another option.

VOLUNTEER OPPORTUNITIES FOR FAMILIES

#1 COSTUMES | NOVEMBER TO MARCH • 8 – 12 HOURS, AS NEEDED

General costume assistance:

- ◆ Assisting with either the replacement of snaps, buttons, ribbons as required.
- ◆ Completing dancer contracts for signing and distribution.
- ◆ Iron/steam costumes as required.
- ◆ Repair headpieces/hats as required.

#2 COSTUMES | DECEMBER TO MAY • 4 HOURS/CLASS, 23 POSITIONS

One volunteer from the listed classes to be responsible for the FEMALE HEADPIECE tote. Please note that some classes have multiple totes of headpieces for different dances.

Pre-Beginner	Pre-Beginner SP	Beginner	Beginner SP	Grade 1D	Grade 1D SP
Grade 2	Grade 2 SP	Grade 2D	Grade 2D SP	Grade 3	Grade 4
Grade 4 SP	Grade 5	Grade 6	Grade 7	Grade 8	Grade 9
JNR ID	INT 1 ID	INT 2 ID	ADV ID	ADV Contemp.	

This includes:

- ◆ Responsible for bringing headpiece tote containers to and from all needed performances and festivals (with the exceptions of the ADV ID group overnight trips).
- ◆ Responsible for ensuring all allotted headpieces are accounted for after each performance.
- ◆ Receives headpiece tote container at costume pick up.
- ◆ Returns headpiece container to wardrobe room at the Year End Show.
- ◆ Responsible for general care of the headpieces throughout the year.
- ◆ Maintain communication with SSD wardrobe regarding headpiece condition throughout year.

#3 COSTUMES | DECEMBER TO MAY • 4 HOURS/CLASS, 15 POSITIONS

One volunteer from the listed classes to be responsible for the MALE HAT tote. Please note that some classes have multiple totes of hats for different dances.

Pre-Beginner	Pre-Beginner	Grade 2D	Grade 2D SP	Grade 3	Grade 4
Grade 5	Grade 6	Grade 7	Grade 8	Grade 9	JNR ID
INT 1 ID	INT 2 ID	ADV ID			

This includes:

- ◆ Responsible for bringing hat tote containers to and from all needed performances and festivals (with the exceptions of the ADV ID group overnight trips).
- ◆ Responsible for ensuring all allotted hats are accounted for after each performance.
- ◆ Receives hat tote container at costume pick up.
- ◆ Returns hat container to wardrobe room at the Year End Show.
- ◆ Responsible for general care of the hats throughout the year.
- ◆ Maintain communication with SSD wardrobe regarding hat condition throughout year.

#4 CLASS REP'S | NOVEMBER TO MAY • 4 – 8 HOURS, 23 POSITIONS

Pre-Beginner	Pre-Beginner SP	Beginner	Beginner SP	Grade 1D	Grade 1D SP
Grade 2	Grade 2 SP	Grade 2D	Grade 2D SP	Grade 3	Grade 4
Grade 4 SP	Grade 5	Grade 6	Grade 7	Grade 8	Grade 9
JNR ID	INT 1 ID	INT 2 ID	ADV ID	ADV Contemp.	

Parent representatives needed from each class who will be in direct communication with the School Principal, to ensure that required communication and explanations are provided on issues important to families. For this system to be effective, SSD need one class rep. from each of the listed classes above, so please consider volunteering for this position. If SSD does not receive the required number of volunteers, it is harder to implement this system.

#5 FUNDSCRIP | DECEMBER TO MARCH • \$100 EARNED IN PROFITS = \$100 VOLUNTEER CHEQUE
Gift cards purchased for everyday items such as groceries, gas, entertainment, and household items are spent like cash, and a rebate automatically goes back to Shumka School. The average profit per gift card to Shumka School is somewhere between 2 and 10 percent. If for example you purchase a Safeway gift card valued at \$100, a \$3 profit will have been generated for Shumka School.

- ◆ Families must submit FundScrip order forms to the Shumka General Office by the following dates: **#1: DECEMBER 1 – #2: MARCH 8.**

#6 DANCE-A-THON | NOVEMBER TO FEBRUARY • 16 HOURS, 4-5 POSITIONS

Volunteers to help plan the 3rd Annual Dance-a-Thon.

#7 DANCE-A-THON | DECEMBER 2 • 2 HOURS, 3 POSITIONS

Prepare pledge forms at studio for distribution to classes.

#8 DANCE-A-THON | JANUARY 27, FEBRUARY 3 • 4 HOURS, 3 POSITIONS

Count and track pledge forms, and funds collected at the event.

#9 DANCE-A-THON | FEBRUARY 3 • 4 - 8 HOURS, 10 POSITIONS

Event setup, including dinner and concession service.

#10 DANCE-A-THON | DECEMBER TO FEBRUARY • AS MANY SSD DANCERS POSSIBLE!!!

Collecting pledges and participating in the Dance-a-Thon.

#11 PROPS | NOVEMBER TO MARCH • 4 - 8 HOURS, 1 POSITION

Prop construction. This includes:

- ◆ Building new props as required.
- ◆ Refreshing and/or repairing older props as required.
- ◆ Purchasing and gathering materials required for the above and submitting expense receipts to the Shumka General Office.

#12 PROPS | NOVEMBER TO MAY • 16 HOURS (1 PERSON) / 8 - 12 HOURS (2 PEOPLE)

Inventory and organize the props for Shumka School of Dance:

- ◆ Creating an inventory of Shumka School props using Microsoft Excel (using the template created for the Shumka School costumes inventory).
- ◆ Photographing props for use in the inventory.

#13 MEDIA | SUNDAY, FEBRUARY 25 @ 2 PM • 1 POSITION, EVENT: 4 HOURS, EDITING: 8 HOURS

Photographer needed for the Winter Concert at the Jubilee Auditorium. This includes:

- ◆ Photographing the SSD Winter Concert performance from the audience and the pre-show getting ready backstage and in the lobby.
- ◆ Selecting and editing the photos
- ◆ Having the required hardware.

#14 MEDIA | SUNDAY, MAY 6 @ 2 PM • 1 POSITION, EVENT: 4 HOURS, EDITING: 8 HOURS

Photographer needed for the Year End Show at the Jubilee Auditorium. This includes:

- ◆ Photographing the SSD Year End Show performance from the audience and the pre-show getting ready backstage and in the lobby.
- ◆ Selecting and editing the photos
- ◆ Having the required hardware.

#15 DELIVERY | FEBRUARY TO MARCH • 8 HOURS, 2 POSITIONS

Delivering Summer Camp brochures to Edmonton & area schools and dance school.

#16 SUMMER CAMP | FEBRUARY TO APRIL • 4 HOURS, 3 POSITIONS

Preparing marketing summer camp marketing materials. This includes organizing the mail outs, stuffing brochures, and doing the camp water bottle labels.

#17 SUPERVISION | 9 POSITIONS (3/DAY)

DECEMBER 29: 6-7:30 PM • DECEMBER 30: 12:30-2 PM & 6-7:30 PM

Assist with the Nutcracker Children's Activity Corner, pre-show at one, two, or all three performances. This includes:

- ◆ Obtaining materials.
- ◆ Coordinating children's activities (craft & games) provided by Shumka.

#18 SUPERVISION | 6+ HOURS/SHOW, 3 POSITIONS/SHOW**DECEMBER 15 & 16 (CAMROSE)****DECEMBER 29 & 30 (EDMONTON)**

DEC 15 (1)	DEC 15 (2)	DEC 15 (3)
DEC 16 (1)	DEC 16 (2)	DEC 16 (3)
DEC 29 (1)	DEC 29 (2)	DEC 29 (3)
DEC 30 AM (1)	DEC 30 AM (2)	DEC 30 AM (3)
DEC 30 PM (1)	DEC 30 PM (2)	DEC 30 PM (3)

Assisting the School Principal with supervising the Nutcracker children. This includes:

- ◆ General supervision of the Nutcracker children.
- ◆ Together with the Principal, notating the entrances and exits of the children, including sides of stage and curtain number, and ensuring the children are where they need to be at the correct times.
- ◆ Helping with hair and makeup.

#19 SUPERVISION | SUNDAY, FEBRUARY 25 • 6 HOURS, 20+ POSITIONS**ARRIVAL: 12:15 PM • ORIENTATION: 12:30 PM • SHOW: 2 PM FINISHED: 5:30 PM**

Responsible for a class of Shumka School students at the Winter Concert. This includes:

- ◆ Responsible for the supervision and safety of your class of students.
- ◆ Following a clearly defined list of personalized class instructions.
- ◆ Based on these instructions, lining the children up (younger classes only) on the correct sides of the stage, curtain, and line order. This applies to the pre-performance rehearsal and performance itself.
- ◆ When a child is finished all his/her dance(s), ensuring the child is only released from your supervision after the parent initials your sheet.
- ◆ Overall, acting as a "guide" for the class of students.

#20 SUPERVISION | SUNDAY, MAY 6 • 6 HOURS, 20+ POSITIONS**ARRIVAL: 12:15 PM • ORIENTATION: 12:30 PM • SHOW: 2 PM FINISHED: 5:30 PM**

Responsible for a class of Shumka School students at the Year End Show. This includes:

- ◆ Responsible for the supervision and safety of your class of students.
- ◆ Following a clearly defined list of personalized class instructions.
- ◆ Based on these instructions, lining the children up (younger classes only) on the correct sides of the stage, curtain, and line order. This applies to the pre-performance rehearsal and performance itself.
- ◆ When a child is finished all his/her dance(s), ensuring the child is only released from your supervision after the parent initials your sheet.
- ◆ Overall, acting as a "guide" for the class of students.

#21 SUPERVISION | DECEMBER 2-9 • 4 HOURS, 8 POSITIONS

Cookie Decorating during SSD Nutcracker Week:

- ◆ Preparing cookie decorating packs for SP classes.
- ◆ Assisting Edmonton classes with cookie decorating.

#22 FACILITY | NOVEMBER TO APRIL • 4 - 12 HOURS, 4 POSITIONS

Snow shoveling:

- ◆ Ensure that the snow is shoveled on the sidewalk in front of the Shumka Dance Centre in a timely manner and cleared from the door in the back + parking lot.

#23 MERCHANDISE ORDER | NOVEMBER TO DECEMBER • 8 HOURS, 2 POSITIONS

Together with the School Principal, coordinating the 2017/18 SSD Merchandise order.

2018

Dance -a- THON



- 1ST PRIZE**
\$500 cash
- 2ND PRIZE**
Apple Watch
Series 3
- 3RD PRIZE**
\$200 SSD
Merchandise

SATURDAY, FEBRUARY 3 | 4:30 - 9:30PM

Shumka Dance Centre 10515-111 Street NW

See the School Handbook for complete details



DANCING, DJ, CARNIVAL GAMES, PRIZES, GAMES, PIZZA, CONCESSION, KOLOMEYKA WITH SHUMKA

All pledge forms, envelopes, and pizza orders due on or before January 27, 2018

3rd Annual Ukrainian DANCE-A-THON!

A Fundraiser for Shumka School of Dance



DATE

Saturday, February 3, 2018 ♦ 4:30 – 9:30 PM

Shumka Dance Centre: 10515 111 Street NW Edmonton, AB

DETAILS

Shumka School of Dance is excited to announce the 3rd annual Ukrainian **DANCE-A-THON**, taking place at **Shumka Dance Centre** on **Saturday, February 3, 2018** from **4:30–9:30 PM**.

A Dance-a-Thon is a fun, active way for SSD students and families to fundraise and promote Shumka spirit. The goal is to bring together the Shumka School of Dance students, families, instructors, and Shumka dancers for a fun-filled evening, all while raising funds for the School. The funds raised will go directly towards costumes and orchestrating new Ukrainian dance music. SSD is asking every student to acquire sponsors for this event so a goal of \$15,000 can be achieved. Ask Baba's, Dido's, aunts, uncles, cousins, friends, and neighbors for sponsors! Sponsors can donate cash or cheques, which will be collected by the student and placed in the gold envelope. The pledge form is attached to the front of the gold envelope, given to each student in Core classes the week of December 4 – 9. All cheques should be made payable to Ukrainian Shumka Dancers. Tax receipts will be issued for pledges \$20 and up if indicated. **All information on the pledge form (sponsor's name, mailing address, email, contact number) must be completed** for the pledge form to be accepted. Pledges earned will work towards fulfilling the dancer's annual volunteer requirement for the year. For example, \$100 in pledges will fulfill a \$100 volunteer cheque.

There are **three spectacular top prizes** for the first, second, and third highest value of pledges collected by a student. The winners are announced at the Shumka School Winter Concert.



1ST PLACE PRIZE

\$500 cash



2ND PLACE PRIZE

Apple Watch Series 3 – Value \$429



3RD PLACE PRIZE

\$200 towards SSD Merchandise



A free pizza supper is provided for all Dance-a-Thon participants who pledge \$50 or more. After supper, SSD will welcome the Ukrainian Shumka Dancers to lead the Kolomeyka. Afterwards, students will dance the night away! A five-year-old will not be able to dance for as long as a 10-year-old or a 15-year-old but everyone is encouraged to stay! SSD asks that no outside food or drink (exception for water bottles) be brought to the event. The event is DJ'ed by SSD Dad Darrell Shaigec. There is also a **general concession, photo booth**, and a **studio filled with awesome arcade and carnival-style games**. SSD asks that parents who have children ages three to eight participating in the Dance-a-Thon stay on site for the duration of the child's participation. If SSD achieves the goal of \$15,000 in total pledges, Mr. Peter says there will be one week of classes when dancers can wear non-uniform clothes as well as crazy hair!

A FEW MORE DETAILS...


◆ PLEDGE FORM ENVELOPES ARE DUE ON OR BEFORE JANUARY 27, 2018.

- ◆ Any forms and funds brought in after January 27 will gratefully be accepted, but tax receipts will not be issued for pledges brought in after this date. **All information on the pledge form (sponsor's name, mailing address, email, contact number) must be completed for the envelopes** to be accepted.
- ◆ Doors open on event day at 4:15 PM, with the dance beginning at 4:30 PM.
- ◆ **A free pizza supper is provided for all participants who pledge \$50 or more**, served between 5:15 and 6:00 PM. All pizza must be ordered by Saturday, January 27, 2018, using the pizza order form. The cost per pizza for non-participants and participants who pledge less than \$50, is \$10 per pizza. Payment should be included with the order form or made sometime prior to the event.
- ◆ SSD welcomes the Ukrainian Shumka Dancers at 7 PM to lead the Kolomeyka.

ALL QUESTIONS CAN BE DIRECTED TO THE SHUMKA OFFICE.

EXAMPLE OF A STUDENT PLEDGE FORM ENVELOPE:

3rd Annual Dance-a-Thon ♦ Saturday, February 3, 2018 ♦ 4:30 - 9:30 PM ♦ Fundraiser for Shumka School of Dance



PARTICIPANT PLEDGE FORM

- ◆ PLEDGE FORM AND ALL MONEY DUE ON OR BEFORE: **SATURDAY, JANUARY 27.**
- ◆ Please make all cheques payable to **Ukrainian Shumka Dancers.**
- ◆ Please ensure that each child has their own separate envelope; please do not combine sibling sponsor forms and money.
- ◆ A free pizza supper is provided for participants who pledge \$50 or more.
- ◆ If you have filled this form, please continue tracking using the extra form on the back of this sheet.

SCHOOL OF DANCE
10515 111 Street NW
Edmonton, AB T5H 3E8
780.455.9550 • shumka.com
whirlwind@shumka.com

DANCER'S FULL NAME: _____ CORE GRADE: _____

---All sponsor information must be completed (no empty spaces)---

Date <small>-mm/dd/yy-</small>	Sponsor's Full Name <small>-For donor recognition and tax receipt-</small>	Sponsor's Mailing Address <small>-Address, City, Province, Postal Code-</small>	Sponsor's Email / Contact Number	Tax Receipt* <small>-Yes/No-</small>	Pledge Amount
					\$
					\$
					\$
					\$
					\$
					\$
					\$
					\$
					\$
					\$
					\$
					\$
					\$
					\$

CRA Registered Charity Number - 11927 5220 RR0001

*Tax receipts will be issued at the request of the Sponsor for pledge amounts that are \$20 and higher. Your support is appreciated. Thank you!

Printed on FSC® Certified Paper
Imprimé sur papier certifié FSC®

FSC® Paper made from responsible sources.
Papier fait à partir de sources responsables.
FSC® C122554

FEES...

Please contact the General Office for specific class fee information, as SSD does not post class fee information.

REFUND POLICY

Shumka School of Dance refunds after Saturday, December 2, 2017, will not be issued. This includes tuition, costume, and festival fees. Exceptions to this guideline will be made for:

- ◆ Students with injuries sustained during the calendar season that prevent the student from completing the calendar season. In this case, a doctor's note is required.

All exceptions are determined on a case-by-case basis. Summer Camp tuition refunds will only be issued with support of a doctors note, or in the case of a debilitating family emergency. These types of refunds are also determined on a case-by-case basis. **Cash will not be accepted unless it is given in a labelled baggie or envelope.** Please note that if a cheque is returned NSF, a \$25 fee will be levied. In addition, each payment submitted after the relevant deadline is subject to a \$25 late fee.

WAYS TO PAY

Visa/MasterCard <ul style="list-style-type: none"> ◆ General Office. ◆ Over the phone. 	Interac (Debit) <ul style="list-style-type: none"> ◆ General Office.
Cheque <ul style="list-style-type: none"> ◆ General Office. ◆ Through the child's instructor. 	Cash (in baggie) <ul style="list-style-type: none"> ◆ General Office. ◆ Through the child's instructor.
TUITION PAYMENT METHOD A: <ul style="list-style-type: none"> ◆ Monthly payments are based on a full season amount divided into ten equal payments (October 1 Payments 1 & 2, November 1 Payment 3...June 1 Payment 10). ◆ Ten post-dated cheques or a credit card number are required for this option. 	
TUITION PAYMENT METHOD B: <ul style="list-style-type: none"> ◆ Bi-yearly payments are based on a full season amount divided in half (first half due by October 7, 2017 and second half due by January 13, 2018). 	
TUITION PAYMENT METHOD C: <ul style="list-style-type: none"> ◆ Lump sum payment due by October 7, 2017. 	

DISCOUNTS & OTHER FEES

CLASS TUITION DISCOUNT		
Family registered in 5 classes receives:	4% off	Families receive 4% off total tuition for each additional class taken, starting at the fifth class.
Family registered in 6 classes receives:	8% off	
Family registered in 7 classes receives:	12% off	
Family registered in 8 classes receives:	16% off	
Family registered in 9 classes receives:	20% off	
Family registered in 10 classes receives:	24% off	
Family registered in 11 classes receives:	28% off	
Family registered in 12+ classes receives:	32% off	

Registration fee/dancer	\$35	<i>Due with first tuition payment. Waived if registered by Sunday, June 17, 2018.</i>
COSTUME FEES/DANCER		
1 costume/dancer	\$100	<i>Rental Fee Due Dates: ♦ October 20: GR 5, 6, 7, 8, 9 ♦ November 4: GR 2D, 3, 4 ♦ November 18: Beginner, GR 1, 2C ♦ Due with first tuition payment: Costume damage deposit</i>
2 costumes/dancer	\$150	
3 costumes/dancer	\$200	
4 costumes/dancer	\$250	
5+ costumes/dancer	\$300	
Costume damage deposit/family	\$250	
GROUP FESTIVAL FEES/ENTRY		
Vermilion Festival	\$18	<i>Group dance festival entry fees are now due with, and included as part of, the tuition fees (subject to the discount).</i>
Grande Prairie Festival	\$20	
Camrose Dance Festival	\$18	
PFE Saskatoon Festival	\$16	
VOLUNTEER DEPOSIT/FAMILY		
1 dancer <i>requires</i> 4 hours of volunteering	\$100	<i>Due with first tuition payment, in the form of an undated cheque to Ukrainian Shumka Dancers, not cashed if the family fulfills the volunteer requirement.</i>
2 dancers <i>require</i> 8 hours of volunteering	\$150	
3 dancers <i>require</i> 12 hours of volunteering	\$200	
4 + dancers <i>require</i> 16 hours of volunteering	\$250	
CONCERT TICKETS		
Winter Concert – Adults	\$15 + GST	<i>Winter Concert tickets on sale Friday, December 1. Children five and under still require a ticket.</i>
Winter Concert – Children	\$10 + GST	
Winter Concert – 5 and under	FREE	
Year End Show – Adults	\$20 + GST	<i>Year End Show tickets on sale Monday, April 2. Children five and under still require a ticket.</i>
Year End Show – Children	\$10 + GST	
Year End Show – 5 and under	FREE	
Year End Show Concert DVD's & Blu-ray's	\$50	<i>On sale starting Monday, April 2.</i>
STUDENT SYLLABUS EXAMINATION FEES		
Grade 1 Syllabus Exam	\$66	<i>Due by Saturday, April 28, 2018.</i>
Grade 2 Syllabus Exam	\$68	
Grade 3 Syllabus Exam	\$70	
Grade 4 Syllabus Exam	\$76	
Grade 5 Syllabus Exam	\$78	
Grade 6 Syllabus Exam	\$80	
Grade 7 Syllabus Exam	\$86	
Grade 8 Syllabus Exam	\$88	
Grade 9 Syllabus Exam	\$90	

FINANCIAL ASSISTANCE

The Alberta Ukrainian Dance Association (AUDA) strives to preserve Ukrainian dance education within our communities. AUDA understands that the cost for dance fees and attire can be stressful in times of need. To ensure that families and dancers who are passionate about the culture can maintain participation within the dance school/club, AUDA is offering support to cover in-part the cost of dance fees and/or footwear. This is one-time only financial assistance. The total budget for this initiative is \$2,000 and each award of financial assistance will not exceed \$500. Awards will be made in the form of a donation to Shumka School. The deadlines for submissions are March 31, 2018 and October 15, 2018. Reference the following Initiative Information Sheet and Application Form. AUDA Extra-Ordinary Financial Assistance Application: <http://abuda.ca/index.php/opportunities/>

UKRAINIAN SHUMKA DANCERS...



The Ukrainian Shumka Dancers present full-length, dance-theatre touring productions, as well as intimate concert repertoire across Canada and around the world. Shumka is Canada's only professional Ukrainian dance company. Along with Alberta Ballet and Edmonton Opera, Shumka is honoured to be a resident company of the Northern Alberta Jubilee Auditorium. Shumka means "whirlwind." No better word describes a group of nearly 50 dancers that virtually brings down the roof with every performance. The company, formed in Edmonton in 1959, creates and performs full-length dance-theatre concerts for major theatres across Canada and around the world. In addition, Shumka performs dances from its repertoire for a variety of conferences and other special events. With the roots of the past as a strong foundation, Shumka moves forward each year, developing new works that display the artistic character and depth of Ukrainians in Canada. This trail-blazing company gives artists the chance to create art through Ukrainian dance by providing opportunities for directors, choreographers, composers, musicians, set and costume designers, lighting designers, videographers and video editors. The Shumka Dancers are known for their distinctly Canadian style of Ukrainian dance, which has evolved into mainstream entertainment for audiences beyond those of Ukrainian heritage. Indeed, through its broad appeal, Shumka has become a part of Edmonton, Alberta and Canada's cultural identity. From official performances for Prime Ministers, Presidents, and Queen Elizabeth II, to national and international television broadcasts, Shumka has often been called upon to represent the internationalization of Canadian culture.

VISION: Shumka strives to express the human experience through the lens of an ever-evolving Canadian-Ukrainian dance form.

MISSION: Shumka exists to present, promote, preserve, develop, and share Canadian-Ukrainian inspired dance as a community leader.

MANDATE: Shumka creates a broad scope of original and collaborative interpretive works built upon the foundations of the Canadian and Ukrainian life experiences of its artists, and the rich heritage of the Ukrainian folk culture.

Shumka achieves its mission by:

- ◆ Respecting the origins of traditional Ukrainian culture, while integrating the Canadian experience and contemporary expectations to make its programs relevant to today's audiences.
- ◆ Creating a centre of excellence in dance education to prepare the next generation of citizens, dancers and creators in the art form.
- ◆ Collaborating with other artists in Edmonton, in Canada and internationally.
- ◆ Creating a hub of arts and culture activity in the community.
- ◆ Presenting art and experiences for people of all ages, backgrounds and abilities.
- ◆ Engaging diverse communities through performance, education and opportunities for inclusive participation.

REHEARSALS: Shumka's regular rehearsal schedule is Mondays and Wednesdays from 7:30 to 10:30 PM, and Sundays from 11:00 AM to 5:00 PM. Rehearsals usually consist of a technique training class followed by the rehearsing of show material. Shumka is often rehearsing two or more shows at the same time!

AUDITION PROCESS: Shumka typically holds two public auditions per year, while occasionally holding private auditions by arrangement. Potential dancers must be at least 16 years of age. The first part is a dance audition that consists of a ballet barre, centre & corner work, and Shumka choreography. If dancers are successful at the first part, they will be asked to attend an interview with Shumka's creative directors and artistic committee. The third and final part of the audition process is for dancers to attend a minimum of three company rehearsals. Dancers who are successful throughout the three parts of the audition process are placed on a minimum six-month probationary period. During this time, dancers are assessed at the three and six-month marks. If a dancer is successful throughout the probationary status, they are invited to become full dancing members of the Ukrainian Shumka Dancers. Dancers in Shumka are not required to pay for tuition, training, or touring costs.

SELECT ACCOMPLISHMENTS

National & International Touring	Select Notable Performances
1969 Tunis, Africa	1960 First Performance at Edmonton's Jubilee Auditorium
1976, 1977 Japan	1971, 1977, 1978, 1985 Canada Day Celebrations, Ottawa
1977, 1979, 1982 Canada	1974 Spokane Expo 1978 Commonwealth Games, Opening Ceremonies
1984 Canada, Shumka's 25th Anniversary	1981 Ottawa Gala for President Ronald Reagan
1987 Canada, <i>More Shumka</i>	1982 Ottawa Gala for Queen Elizabeth, Repatriation of the Constitution
1990 Ukraine/Moscow, <i>Return of the Whirlwind</i>	1983 Hong Kong Arts Festival
1991 Canada, <i>Back with Flying Colours</i>	1988 Calgary Olympics, Opening Ceremonies
1995, 1996 Canada, <i>Absolutely Shumka</i>	1997-2004 North America, <i>The Nutcracker</i> , a ballet fantasy
2000 Canada, <i>Shumka's Cinderella</i>	2002 A Royal Christmas with Julie Andrews & Christopher Plummer
2001 Pacific Northwest, <i>Shumka's Cinderella</i>	2003 Governor General Awards
2004 China/Hong Kong, <i>Shumka's Cinderella</i>	2005 A Royal Christmas USA Tour with Andrea Bocelli & Denyce Graves
2007 China, <i>Shumka's Cinderella</i>	2006 Snow White and the Seven Gnomes of Christmas
2007 Ukraine, <i>Shumka's Cinderella</i>	2009 50th Anniversary Concert and Celebrations
2011 China, <i>Shumka at 50!</i>	2014 Bloor West Village Toronto Ukrainian Festival
2012 Canada, <i>Shumka at 50!</i>	2016 Kobzar with Travelling Chumaky, World Premiere

SHUMKA'S NUTCRACKER

Each year, there are opportunities for students to dance alongside Shumka in various ongoing productions.

CHILDREN'S AUDITION FOR
SHUMKA's
Nutcracker
"CLARA'S DREAM"

Shumka is looking for young dancers from Shumka School to fulfill roles in the upcoming performances of the *Nutcracker, Clara's Dream*.

When: Sunday, October 15, 12:00-1:30 pm
Where: Shumka Dance Centre, Studio 1

Criteria: Open to Shumka School girls and boys ages 7-11.
Uniform: Auditionees should wear core class uniform, with red/black leather dance slippers or black Elastabootie shoe.
Hair must be in a tight bun for ladies.

Show Dates: December 15 & 16 in Camrose, Cargill Theatre
December 29 & 30 in Edmonton, Jubilee Auditorium

Tickets: ticketmaster.ca / 1.855.985.5000 / shumka.com

Presented by  Sid and Nellie Braaksma